

Taurus Red Laser Pointer

Laserglow Part Number:
GTA005XXX



Similar Products:

For information about the other lasers in this product family visit:

<http://www.laserglow.com/GTA>

Ordering:

Order Online Now or Request Quote:

<http://www.laserglow.com/GTA005XXX>



Series Specifications:

Nominal Wavelength	635 nm
Output Type	CW
Laser Source Type	Diode

Overview:

The Taurus is the latest in functionality, reliability, portability and output power stability. The click-on, click-off switch allows hands-free operation and easy use when continuous operation is required. The miniature heat sink means that the output will not drop during long operating periods, and the single lithium battery will keep the unit running for up to 36 hours! The Taurus is ideal for alignment and a wide range of other continuous use applications.

With a 635 nm wavelength the Taurus is approximately 2 times brighter than other less expensive red pointers - which normally use a 650 nm or 660 nm diode, making the Taurus the brightest Class IIIa red laser pointer available.

As with all Laserglow products the Taurus employs the highest level of quality and craftsmanship to make this simply the best Class IIIa red laser pointer on the market.

Key Features:

- *Starting at: \$49*
- *Battery: 1 x CR123A (Over 36 hours use with a new battery!)*
- *Output Power: 3.5 mW to 4.99 mW*
- *Casing: Hard Anodized black machined aluminum*
- *Wavelength: 635 nm*
- *Key Feature: 100% continuous operation, click-on/click-off*
- *Package Includes: Portable laser, battery, carrying case, instructions/warranty.*
- *Safety Info: Complies with Class IIIa regulations.*
- *Duty Cycle: 100%*

Specifications:

This spec sheet has been generated specifically for part number GTA005XXX, per your request, and data for the entire series is also displayed for your reference. The specs which are specific to GTA005XXX have been highlighted below in **red + bold**.

Output Power (mW)	<5
Central Wavelength (nm)	635
Divergence (mrad, full angle)	<1.5
Beam Dimensions (mm, 1/e ²)	1.5x3.5
Total Power Consumption (W)	1
Max. Power Input Duty Cycle	100%
Standard Warranty (months)	6
MTTF (operational hours)	5000
Weight of Product or Laser Head (kg)	0.04
Dimensions of Product or Laser Head (mm)	85 (l) x 20 (d)
Power Supply	1 x CR123A Battery

CW: All specifications are based on performance at full output power and after the specified warmup period. Output characteristics may change if the laser is run at a different power level.

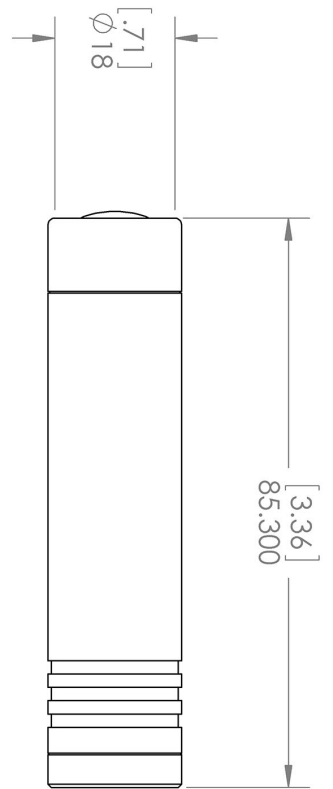
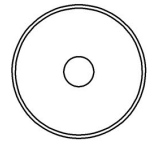
Q-Switched: Specifications are based on the laser pulsing at the specified design frequency. Output characteristics may change if the laser is run at a different frequency.

Regulatory Classification:

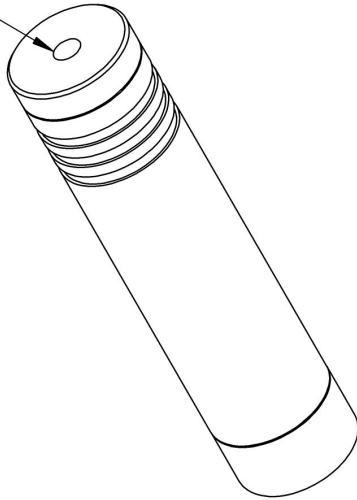
The model you have selected (GTA005XXX) requires the following safety label(s):



Dimensional Drawing - Laser Form Factor: GTA:



Aperture



UNLESS OTHERWISE SPECIFIED:
 DIMENSIONS ARE IN MILLIMETER
 TOLERANCES: +/- 0.075 MM

THE INFORMATION CONTAINED IN THIS
 DRAWING IS THE SOLE PROPERTY OF
 LASERGLLOW TECHNOLOGIES. ANY
 REPRODUCTION IN PART OR AS A WHOLE
 WITHOUT THE WRITTEN PERMISSION OF
 LASERGLLOW TECHNOLOGIES IS
 PROHIBITED. © 2012 LASERGLLOW.COM
 LIMITED. ALL RIGHTS RESERVED

TITLE:
Laserglow Technologies

Taurus



REV
1

SCALE: 1:1

SHEET 1 OF 1

Accessories:

The most popular accessories for model GTA005XXX are shown below. For additional details regarding these or other accessories please see our website or contact us directly.

Part Number	Description	
 ATPC30XXX	Mini Tripod Max height 175mm Full Details: www.laserglow.com/ATP	
 ATPC50XXX	Table Top Tripod Max height 600mm Full Details: www.laserglow.com/ATP	

FOR MORE INFORMATION PLEASE CONTACT:

LASERGLOW TECHNOLOGIES
99 Ingram Dr. Unit B, North York, ON, Canada M6M2L7
Tel. (416) 729-7976 Fax (716) 322-3510
sales@laserglow.com www.laserglow.com

E&OE: Data included in this sheet may be subject to change without notice.

Please confirm critical specifications with our staff prior to ordering.