

Laserglow Product Datasheet

LBD-660 Brightline Pro Line- Projecting Laser

Laserglow Part Number: BLP025263

This model is listed as **inactive** in our product database. Stock may be limited, and availability is subject to change without notice.

Similar Products:

For information about the other lasers in this product family visit:

<http://www.laserglow.com/BLP>

Ordering:

Order Online Now or Request Quote:

<http://www.laserglow.com/BLP025263>

Series Specifications:

Nominal Wavelength	660 nm
Output Type	CW
Laser Source Type	Diode



Overview:

Laserglow's line-generating laser modules are ideal for any application where a highly visible line projected on to a surface is needed. Laser modules are available with fan angles from 4 degrees to 100 degrees, determining the projected line length at a given distance. The Brightline Pro Red Line generating laser modules incorporate focus-adjustable optics, greatly increasing the precision for tasks requiring a higher level of accuracy or greater working distance.

Key Features:

- *Starting at: \$229*
- *Output Power:* 5 mW to 40 mW
- *Expected Life:* 3000-5000 hours
- *Projection Type (dot/line/cross):* Line
- *Key Feature:* Projects a focus-adjustable red line for high precision applications.
- *Minimum achievable line thickness:* 0.5 mm at 30 cm
- *Package Includes:* Alignment laser mounted in block (mounting bracket, attenuator and power supply optional)
- *Casing:* Machined Aluminum
- *Line Straightness:* Better than 0.1% over full length

Applications:

- LumberLine Lasers & Stone Cutting Lasers
- Saw Lasers
- Rip saw lasers
- Band Saw Lasers
- Bridge Saw Lasers
- Stone Cutting Lasers

- Laser Docking System For Trucks & Trailers
- Truck Lasers
- Vison Lasers
- Laser crosshair generator
- Torch machine laser crosshairs

Specifications:

This spec sheet has been generated specifically for part number BLP025263, per your request, and data for the entire series is also displayed for your reference. The specs which are specific to BLP025263 have been highlighted below in **red + bold**.

Output Power (mW)	<5, >25 , >40
Output Power Stability (%RMS/4h)	<20
IEC Safety Class	2, 3R
Projection Fan Angle (°, full angle)	6 , 10, 100
Divergence (mrad, full angle)	<0.3
Beam Dimensions (mm, 1/e ²)	7
Minimum Achievable Beam Diameter	0.5 mm at 0.3 m
Operating Temperature Range (°C)	-10 to 40
Max. TTL Modulation Freq. (Hz)	200
Modulation Input Signal	0-5 VDC
Total Power Consumption (W)	1
Max. Power Input Duty Cycle	100%
Standard Warranty (months)	6
MTTF (operational hours)	5000
Weight of Product or Laser Head (kg)	0.1
Dimensions of Product or Laser Head (mm)	73 (l) x 20 (d)
Power Supply	3.0 VDC input

CW: All specifications are based on performance at full output power and after the specified warmup period. Output characteristics may change if the laser is run at a different power level.

Q-Switched: Specifications are based on the laser pulsing at the specified design frequency. Output characteristics may change if the laser is run at a different frequency.

Power Supply Options:

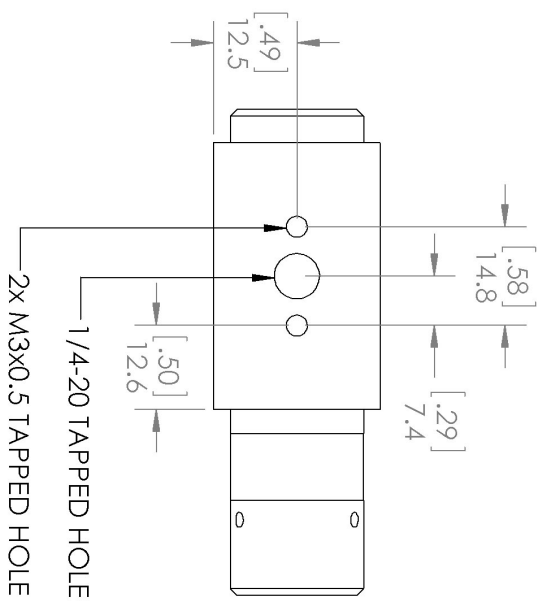
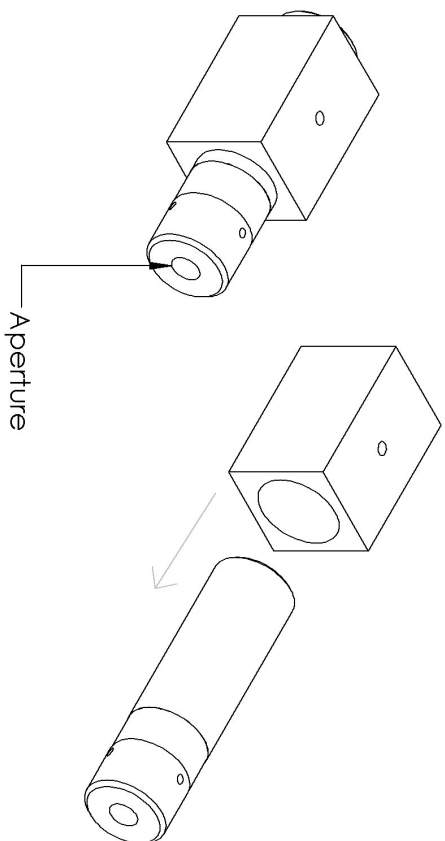
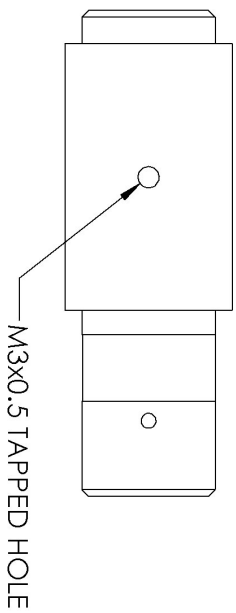
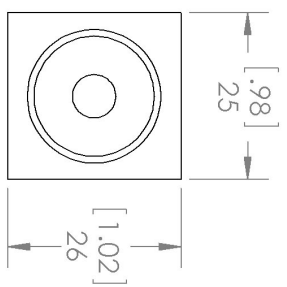
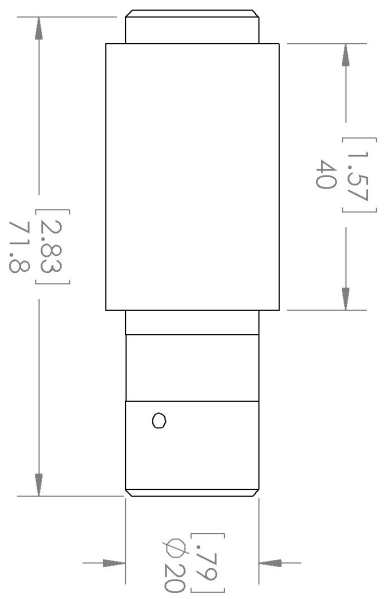
The Brightline Economy and Brightline Pro series of alignment lasers accept direct DC input of 3.0 VDC. The power connector is a 5.5 mm OD, 2.1 mm ID DC Barrel Jack. (center pole positive.) If you do not want to provide DC current directly, we recommend that you use our AC power supply. The model number for the standard North American AC Power Supply is ABP00AFXX and you can find complete details here: www.laserglow.com/ABP. The dimensional drawing for the standard power supply is included on page 5 for your reference.

Regulatory Classification:

The model you have selected (BLP025263) requires the following safety label(s):



Dimensional Drawing - Laser Form Factor: B3:



Laserglow Technologies

TITLE:

UNLESS OTHERWISE SPECIFIED:
DIMENSIONS ARE IN MM(INCH)
TOLERANCES: +/- 0.75 MM

Brightline Form Factor B3



REV
1

SCALE: 1:1

SHEET 1 OF 1

Accessories:

The most popular accessories for model BLP025263 are shown below. For additional details regarding these or other accessories please see our website or contact us directly.

Part Number	Description	
 ADB002XXX	ADB-deluxe Brightline Deluxe Mounting Bracket V2 Full Details: www.laserglow.com/ADB	Included With Laser
 ABF00AXXX	ABF-N.American Brightline 3V Standard Power Supply (80-260 VAC, N. American plug) Full Details: www.laserglow.com/ABF	Included With Laser

FOR MORE INFORMATION PLEASE CONTACT:

LASERGLOW TECHNOLOGIES
99 Ingram Dr. Unit B, North York, ON, Canada M6M2L7
Tel. (416) 729-7976 Fax (716) 322-3510
sales@laserglow.com www.laserglow.com

E&OE: Data included in this sheet may be subject to change without notice.

Please confirm critical specifications with our staff prior to ordering.