


## LRD-0415 Collimated Diode Laser System



### Series Specifications:

Nominal Wavelength	415 nm
Output Type	CW
Laser Source Type	Diode

### Overview:

The LRD-0415 Series of Collimated Diode (Semiconductor) Lasers are ideal for applications requiring a short wavelength of 415 nm and output power levels from 5 mW to 300 mW with a high level of long-term output power stability.

These lasers are commonly used for various scientific applications involving fluorescence excitation, as well as PIV, spectral analysis, and a broad spectrum of other applications. The driver is available as a complete FDA-compliant system or as an O.E.M. component with significantly reduced dimensions.

Available with both on-board and remote on/off control as well as a wide array of output power and stability levels, Laserglow products are currently being used by some of the world's top universities and other prominent research facilities.

### Key Features:

- Air cooled - no need for water cooling or external chiller
- Lightweight, compact design
- Efficient Diode Laser technology runs on standard AC power (85 - 264 V, 47 - 63 Hz)
- >10,000 hours continuous maintenance-free operating life
- FDA CDRH Compliant Class IIIa / Class IIIb enclosure
- 48-hour replacement coverage available for an additional fee on specific models

## Specifications:

This spec sheet has been generated specifically for part number D4D-EC, per your request, and data for the entire series is also displayed for your reference. The specs which are specific to D4D-EC have been highlighted below in **red + bold**.

Laser Form Factor	R	<b>EC</b>
Output Power (mW)	>5, >10, >50, >100, >200, >300	<b>&lt;5, &gt;10, &gt;20, &gt;30, &gt;50, &gt;100</b>
Output Power Stability (%RMS/4h)	<1, <3, <5, <10	<b>&lt;1, &lt;3, &lt;5</b>
FDA Safety Class	IIIa, IIIb	<b>IIIa, IIIb</b>
Central Wavelength (nm)	415	<b>415</b>
Wavelength Tolerance (+/- nm)	5	<b>5</b>
Divergence (mrad, full angle)	<0.5	<b>&lt;0.5</b>
Beam Dimensions (mm, 1/e <sup>2</sup> )	2.5	<b>2.5</b>
Transverse Mode	Near TEM00	<b>Near TEM00</b>
Longitudinal Modes	Multiple	<b>Multiple</b>
Warm-up Time (minutes)	5	<b>15</b>
M <sup>2</sup>		<b>&lt;1.5</b>
Polarization Ratio	>50	<b>&gt;50</b>
Beam Pointing Stability (mrad)	<0.05	
Operating Temperature Range (°C)	10 to 35	<b>20 to 30</b>
Storage Temperature Range (°C)	-10 to	<b>-10 to 50</b>
Max. Analog Modulation Freq. (Hz)	30000	<b>30000</b>
Max. TTL Modulation Freq. (Hz)	10000, 30000	<b>30000</b>
Modulation Input Signal	0-5 VDC	<b>0-5 VDC</b>
Max. Power Input Duty Cycle	100%	<b>100%</b>
Cooling Method	TEC	<b>TEC</b>
Standard Warranty (months)	12	<b>12</b>
MTTF (operational hours)	10000	<b>10000</b>
Weight of Product or Laser Head (kg)	0.6	<b>0.8</b>
Beam Height from Base Plate (mm)	24.8	<b>30</b>

CW: All specifications are based on performance at full output power and after the specified warmup period. Output characteristics may change if the laser is run at a different power level.

Q-Switched: Specifications are based on the laser pulsing at the specified design frequency. Output characteristics may change if the laser is run at a different frequency.

## Specifications Page 2:


Laser Form Factor	R	<b>EC</b>
Dimensions of Product or Laser Head (mm)	140.7 (l) x 73 (w) x 46.2 (h)	<b>122.5 (l) x 65 (w) x 50 (h)</b>


CW: All specifications are based on performance at full output power and after the specified warmup period. Output characteristics may change if the laser is run at a different power level.

Q-Switched: Specifications are based on the laser pulsing at the specified design frequency. Output characteristics may change if the laser is run at a different frequency.

### Power Supply Options:

These lasers are available with several different power supply options. The model that you have selected is highlighted below, and any other options are shown for easy reference.

	Power Supply Type:	<b>FR</b>	<b>FE</b>
 FDA-Compliant LabSpec	Input Power	85v to 264v	<b>85v to 264v</b>
	Power Supply Weight (kg)	1.5	<b>6.2</b>
	Dimensions (mm)	154 (l) x 155 (w) x 95 (h)	<b>320 (l) x 300 (w) x 123 (h)</b>


	Power Supply Type:	<b>SR</b>
 FDA-Compliant Standard	Input Power	85v to 264v
	Power Supply Weight (kg)	1.2
	Dimensions (mm)	133 (l) x 130 (w) x 65 (h)

\*Power supply may not be exactly as shown, see dimensional drawings on next 2 pages.

\*Dimensions for fiber-integrated (I\_) include laser head packaged inside.













### Regulatory Classification:

The model you have selected (D4D-EC) requires the following safety label(s):



## Accessories:

The most popular accessories for model D4D-EC are shown below. For additional details regarding these or other accessories please see our website or contact us directly.

Part Number	Description	
  AGF5327XX	LSG-532-NF-7 Fit-Over Safety Goggles 532nm Output: OD 7+ at 190-532 nm CE Certified Full Details: <a href="http://www.laserglow.com/AGF">www.laserglow.com/AGF</a>	
  ACFVISHXA	FC/PC Fiber Coupler/Collimator for visible spectrum wavelengths (400 to 700 nm) (installed and aligned) 11mm diameter input lens Full Details: <a href="http://www.laserglow.com/ACF">www.laserglow.com/ACF</a>	
  ACSVISHXA	SMA-905 Fiber Coupler/Collimator for visible spectrum wavelengths (400 to 700 nm) (installed and aligned) 11mm diameter input lens Full Details: <a href="http://www.laserglow.com/ACS">www.laserglow.com/ACS</a>	
  ACALBMXXX	Carrying Case-102 Holds Lab/OEM M, R and S size, standard or LabSpec laser Full Details: <a href="http://www.laserglow.com/ACA">www.laserglow.com/ACA</a>	Included With Laser
  AFS2002XX	Armored Fiber With SMA 905 Connectors 200um Core Multimode 2 m length Full Details: <a href="http://www.laserglow.com/AFS">www.laserglow.com/AFS</a>	
  AFF2002XX	Armored Fiber With FC/PC Connectors 200um Core Multimode 2m length Full Details: <a href="http://www.laserglow.com/AFF">www.laserglow.com/AFF</a>	

## FOR MORE INFORMATION PLEASE CONTACT:

LASERGLOW TECHNOLOGIES  
873 St. Clair Ave West, Toronto, ON, Canada M6C1C4  
Tel. (416) 729-7976 Fax (480) 247-4864  
[sales@laserglow.com](mailto:sales@laserglow.com) [www.laserglow.com](http://www.laserglow.com)

E&OE: Data included in this sheet may be subject to change without notice.

Please confirm critical specifications with our staff prior to ordering.