

# Laserglow Product Datasheet

## LRD-0640 Collimated Diode Laser System

**Laserglow Part Number:**  
**D641003GX**



### Similar Products:

For information about the other lasers in this product family visit:

<http://www.laserglow.com/D64>

### Ordering:

Order Online Now or Request Quote:

<http://www.laserglow.com/D641003GX>

### Series Specifications:

Nominal Wavelength	640 nm
Output Type	CW
Laser Source Type	Diode



### Overview:

The LRD-0640 Series of Collimated Diode (Semiconductor) Lasers are ideal for applications requiring a wavelength of 640 nm and output power levels from 5 mW to 5 W with a high level of long-term output power stability and long operating lifetime, all at an aggressively competitive cost.

These lasers have remarkably good beam quality for a diode laser, with a beam profile close to TEM00 and divergence as low as <1.0 mrad. They are an excellent choice when the beam quality of traditional red diode lasers is not suitable.

These lasers are commonly used for various scientific applications involving biological research, as well as PIV, spectral analysis, laser display (entertainment) and a broad spectrum of other applications. The driver is available as a complete FDA-compliant system or as an O.E.M. component with significantly reduced dimensions.

Available with TTL and analog modulation as well as a wide array of output power and stability levels, Laserglow products are currently being used by some of the world's top universities and other prominent research facilities.

### Key Features:

- The best possible beam quality from a red diode laser
- Air cooled - no need for water cooling or external chiller
- Lightweight, compact design
- Efficient Diode Laser technology runs on standard AC power (85 - 264 V, 47 - 63 Hz)
- >10,000 hours continuous maintenance-free operating life
- TTL and Analog modulation (input via BNC connector) *lab-spec models only*
- Adjustable output power via lockable dial) *lab-spec models only*
- LED display showing LD current, laser cavity temperature *lab-spec models only*
- FDA CDRH Compliant Class IIb / Class IV enclosure
- 48-hour replacement coverage available for an additional fee on specific models

### Package Includes:

- Laser Head
- Driver/Power Supply
- Power Cable
- BNC Connector (LabSpec models only)
- Keys, Safety Interlock
- Hard-shell Carrying Case

## Specifications:

This spec sheet has been generated specifically for part number D641003GX, per your request, and data for the entire series is also displayed for your reference. The specs which are specific to D641003GX have been highlighted below in **red + bold**.


Output Power (mW)	<5, >10, >30	<b>&gt;100</b> , >200	>300, >500	>1000
Output Power Stability (%RMS/4h)	<1, <3, <5	<1, <b>&lt;3</b>	<1, <3, <5	<1, <3
Central Wavelength (nm)	640	<b>640</b>	640	640
Wavelength Tolerance (+/- nm)	5	<b>5</b>	5	
Divergence (mrad, full angle)	<1	<b>&lt;1</b>	<1	<1.5
Beam Dimensions (mm, 1/e <sup>2</sup> )	3	<b>3</b>	3.5x1.8, 5	
Warm-up Time (minutes)	15	<b>5</b>	5	
Spectral Linewidth (nm)	<0.06			
M <sup>2</sup>	<1.5	<b>&lt;1.5</b>		
Polarization Ratio	>50	<b>&gt;50</b>		
Beam Pointing Stability (mrad)		<b>&lt;0.05</b>		
Operating Temperature Range (°C)	20 to 30	<b>10 to 35</b>	10 to 35	
Max. Analog Modulation Freq. (Hz)	30000	<b>500</b> , 30000	30000	30000
Max. TTL Modulation Freq. (Hz)	30000	<b>500</b> , 30000	30000	30000
Modulation Input Signal	0-5 VDC	<b>0-5 VDC</b>	0-5 VDC	0-5 VDC
Total Power Consumption (W)		<b>12</b>		
Max. Power Input Duty Cycle	100%	<b>100%</b>	100%	100%
Standard Warranty (months)	12	<b>12</b>	12	12
MTTF (operational hours)	10000	<b>10000</b>	10000	10000
Weight of Product or Laser Head (kg)	0.8	<b>0.6</b>	1.6	2.6
Beam Height from Base Plate (mm)	30	<b>24.8</b>	45	68.2
Dimensions of Product or Laser Head (mm)	122.5 (l) x 65 (w) x 50 (h)	<b>140.7 (l) x 73 (w) x 46.2 (h)</b>	211.5 (l) x 88 (w) x 74 (h)	235 (l) x 99 (w) x 94 (h)

CW: All specifications are based on performance at full output power and after the specified warmup period. Output characteristics may change if the laser is run at a different power level.

Q-Switched: Specifications are based on the laser pulsing at the specified design frequency. Output characteristics may change if the laser is run at a different frequency.

Power Supply Options:

These lasers are available with several different power supply options. The model that you have selected is highlighted below, and any other options are shown for easy reference.

	Power Supply Type:	FE	FR	FV	FA	FJ
<div>FDA-Compliant LabSpec</div> <div></div>	Input Power	85v to 264v	85v to 264v	85v to 264v	85v to 264v	85v to 264v
	Power Supply Weight (kg)	6.2	1.5	2.6	2.6	2.6
	Dimensions (mm)	320 (l) x 300 (w) x 123 (h)	154 (l) x 155 (w) x 95 (h)	268 (l) x 145 (w) x 106 (h)	268 (l) x 145 (w) x 106 (h)	268 (l) x 145 (w) x 106 (h)

\*Power supply may not be exactly as shown, see dimensional drawings on next 2 pages.

\*Dimensions for fiber-integrated (I\_) include laser head packaged inside.

Regulatory Classification:

The model you have selected (D641003GX) requires the following safety label(s):



Dimensional Drawing - Laser Form Factor: R:










Dimensional Drawing - Power Supply Form Factor: FR:



## Accessories:

The most popular accessories for model D641003GX are shown below. For additional details regarding these or other accessories please see our website or contact us directly.

Part Number	Description	
 AFF2002XX	Armored Fiber With FC/PC Connectors 200um Core Multimode 2m length Full Details: <a href="http://www.laserglow.com/AFF">www.laserglow.com/AFF</a>	
 AFS2002XX	Armored Fiber With SMA 905 Connectors 200um Core Multimode 2 m length Full Details: <a href="http://www.laserglow.com/AFS">www.laserglow.com/AFS</a>	
 AGF6605XX	LSG-660-NF-5 Fit-Over Safety Goggles 660nm Output: OD 5+ at 600-694 nm CE Certified Full Details: <a href="http://www.laserglow.com/AGF">www.laserglow.com/AGF</a>	
 ACFVISHXA	FC/PC Fiber Coupler/Collimator for visible spectrum wavelengths (400 to 700 nm) (installed and aligned) 11mm diameter input lens Full Details: <a href="http://www.laserglow.com/ACF">www.laserglow.com/ACF</a>	
 ACSVISHXA	SMA-905 Fiber Coupler/Collimator for visible spectrum wavelengths (400 to 700 nm) (installed and aligned) 11mm diameter input lens Full Details: <a href="http://www.laserglow.com/ACS">www.laserglow.com/ACS</a>	
 ACALBMXXX	Carrying Case-102 Holds Lab/OEM M, R and S size, standard or LabSpec laser Full Details: <a href="http://www.laserglow.com/ACA">www.laserglow.com/ACA</a>	Included With Laser
 ACALBMXXX	Carrying Case-102 Holds Lab/OEM M, R and S size, standard or LabSpec laser Full Details: <a href="http://www.laserglow.com/ACA">www.laserglow.com/ACA</a>	Included With Laser

## FOR MORE INFORMATION PLEASE CONTACT:

LASERGLOW TECHNOLOGIES  
 99 Ingram Dr. Unit B, North York, ON, Canada M6M2L7  
 Tel. (416) 729-7976 Fax (716) 322-3510  
[sales@laserglow.com](mailto:sales@laserglow.com) [www.laserglow.com](http://www.laserglow.com)

E&OE: Data included in this sheet may be subject to change without notice.  
 Please confirm critical specifications with our staff prior to ordering.