

Laserglow Product Datasheet

LRD-1870 Collimated Diode Laser System

Laserglow Part Number:
DI71003FX



Similar Products:

For information about the other lasers in this product family visit:

<http://www.laserglow.com/DI7>

Ordering:

Order Online Now or Request Quote:

<http://www.laserglow.com/DI71003FX>

Series Specifications:

| | |
|--------------------|---------|
| Nominal Wavelength | 1870 nm |
| Output Type | CW |
| Laser Source Type | Diode |



Overview:

The LRD-1870 Series of Collimated Diode (Semiconductor) Lasers are ideal for applications requiring a wavelength of around 1870 nm and a wide range of output power levels from 100 mW to 800 mW with a high level of long-term output power stability and long operating lifetime at an aggressively competitive cost.

These lasers are commonly used for communications research, machine vision, scientific applications involving spectral analysis, biology research, and a broad spectrum of other applications. The driver is available as a complete FDA-compliant system or as an O.E.M. component with significantly reduced dimensions.

Available with onboard and remote on/off control as well as a wide array of output power and stability levels, Laserglow products are currently being used by some of the world's top universities and other prominent research facilities.

Key Features:

- Air cooled - no need for water cooling or external chiller
- Lightweight, compact design
- Efficient Diode Laser technology runs on standard AC power (85 - 264 V, 47 - 63 Hz)
- >10,000 hours continuous maintenance-free operating life
- FDA CDRH Compliant Class IIIb / Class IV enclosure
- 48-hour replacement coverage available for an additional fee on specific models

Package Includes:

- Laser Head
- Driver/Power Supply
- Power Cable

- BNC Connector (LabSpec models only)
- Keys, Safety Interlock
- Hard-shell Carrying Case

Specifications:

This spec sheet has been generated specifically for part number DI71003FX, per your request, and data for the entire series is also displayed for your reference. The specs which are specific to DI71003FX have been highlighted below in **red + bold**.


| | |
|--|--|
| Output Power (mW) | >100, >200, >300, >500, >800 |
| Output Power Stability (%RMS/4h) | <1, <3 |
| Central Wavelength (nm) | 1870 |
| Wavelength Tolerance (+/- nm) | 10 |
| Divergence (mrad, full angle) | <3 |
| Beam Dimensions (mm, 1/e ²) | 5x8 |
| Warm-up Time (minutes) | 5 |
| M ² | <20 |
| Polarization Ratio | >50 |
| Beam Pointing Stability (mrad) | <0.05 |
| Operating Temperature Range (°C) | 10 to 35 |
| Max. Analog Modulation Freq. (Hz) | 30000 |
| Max. TTL Modulation Freq. (Hz) | 30000 |
| Modulation Input Signal | 0-5 VDC |
| Max. Power Input Duty Cycle | 100% |
| Standard Warranty (months) | 12 |
| MTTF (operational hours) | 10000 |
| Weight of Product or Laser Head (kg) | 0.9 |
| Beam Height from Base Plate (mm) | 29 |
| Dimensions of Product or Laser Head (mm) | 155 (l) x 77 (w) x 60 (h) |

CW: All specifications are based on performance at full output power and after the specified warmup period. Output characteristics may change if the laser is run at a different power level.

Q-Switched: Specifications are based on the laser pulsing at the specified design frequency. Output characteristics may change if the laser is run at a different frequency.

Power Supply Options:

These lasers are available with several different power supply options. The model that you have selected is highlighted below, and any other options are shown for easy reference.

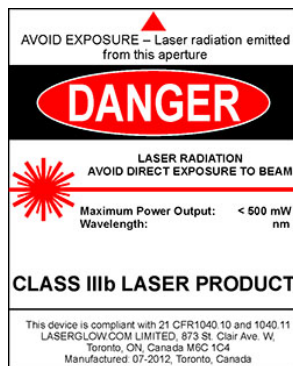
| | | |
|---|--------------------------|------------------------------------|
|  | Power Supply Type: | FT |
| | Input Power | 85v to 264v |
| | Power Supply Weight (kg) | 2.6 |
| | Dimensions (mm) | 268 (l) x 145 (w) x 106 (h) |

*Power supply may not be exactly as shown, see dimensional drawings on next 2 pages.

*Dimensions for fiber-integrated (I_) include laser head packaged inside.

Regulatory Classification:

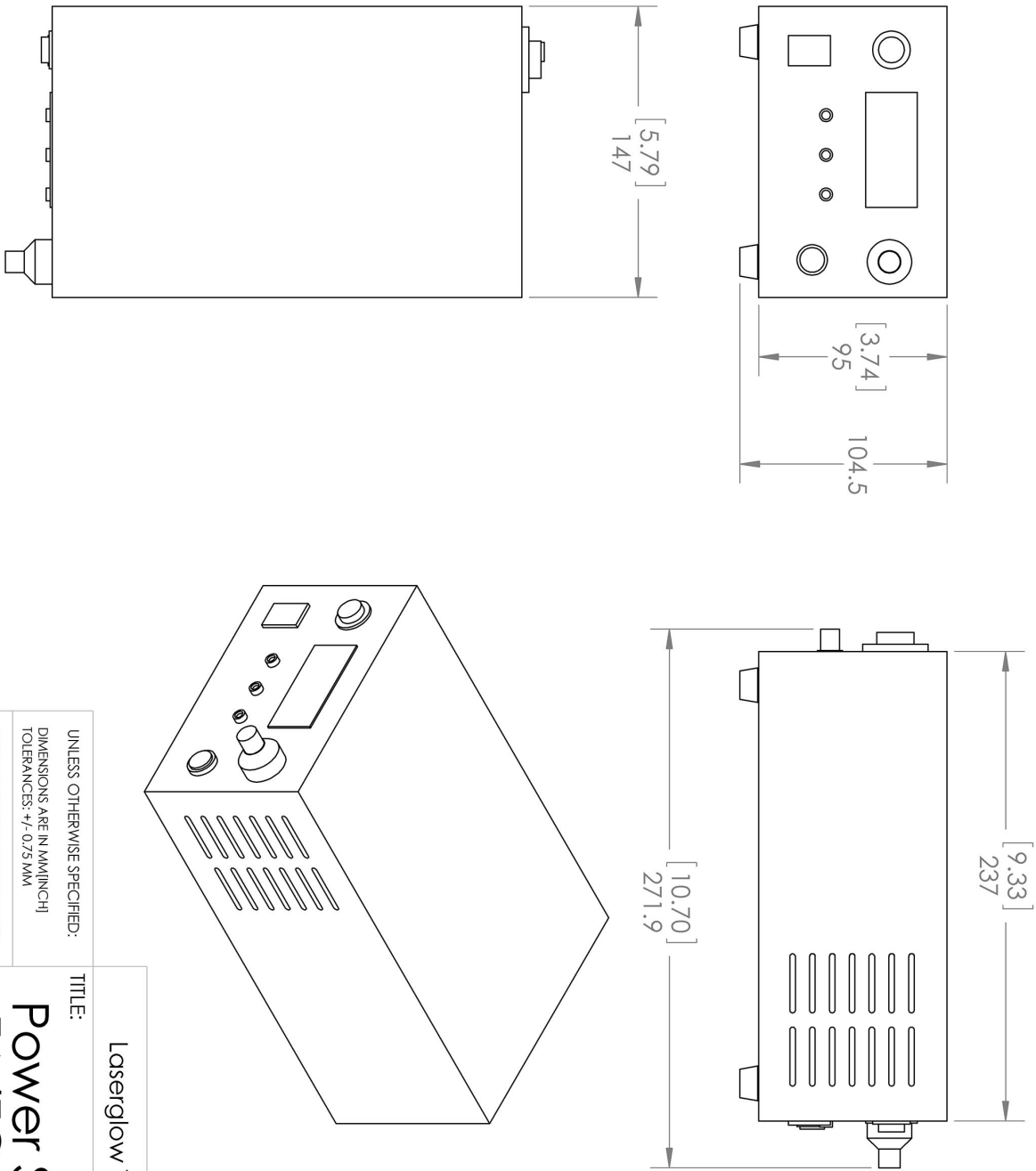
The model you have selected (DI71003FX) requires the following safety label(s):



Dimensional Drawing - Laser Form Factor: T:



Dimensional Drawing - Power Supply Form Factor: FT:



UNLESS OTHERWISE SPECIFIED:

DIMENSIONS ARE IN MM(INCH)
TOLERANCES: +/- 0.75 MM

THE INFORMATION CONTAINED IN THIS
DRAWING IS THE SOLE PROPERTY OF
LASERGLLOW TECHNOLOGIES. ANY
REPRODUCTION IN PART OR AS A WHOLE
WITHOUT THE WRITTEN PERMISSION OF
LASERGLLOW TECHNOLOGIES IS
PROHIBITED. © 2012 LASERGLLOW.COM
LIMITED. ALL RIGHTS RESERVED

Laserglow Technologies

TITLE:

Power Supply
FA/FO/FT/FV
REV 1

SCALE: 1:3

SHEET 1 OF 1

Accessories:

The most popular accessories for model DI71003FX are shown below. For additional details regarding these or other accessories please see our website or contact us directly.

| Part Number | Description | |
|--|--|---------------------|
|  ACALBHFXX | Carrying Case-103 Holds Lab/OEM H, F and O size Standard/LabSpec laser Full Details: www.laserglow.com/ACA | Included With Laser |
|  AGFMIR4XX | LSG-MIR-NF-4 Fit-Over Safety Goggles Mid-IR Range Output: OD 4+ at 945-10600 nm CE Certified Full Details: www.laserglow.com/AGF | |

FOR MORE INFORMATION PLEASE CONTACT:

LASERGLOW TECHNOLOGIES
99 Ingram Dr. Unit B, North York, ON, Canada M6M2L7
Tel. (416) 729-7976 Fax (716) 322-3510
sales@laserglow.com www.laserglow.com

E&OE: Data included in this sheet may be subject to change without notice.

Please confirm critical specifications with our staff prior to ordering.