

## LRD-1940 Collimated Diode Laser System

### Laserglow Part Number: DJ4500XSX

This model is listed as **inactive** in our product database. Stock may be limited, and availability is subject to change without notice.



#### Similar Products:

For information about the other lasers in this product family visit:

<http://www.laserglow.com/DJ4>

#### Ordering:

Order Online Now or Request Quote:

<http://www.laserglow.com/DJ4500XSX>



#### Series Specifications:

Nominal Wavelength	1940 nm
Output Type	CW
Laser Source Type	Diode

#### Overview:

The LRD-1940 Series of Collimated Diode (Semiconductor) Lasers are ideal for applications requiring a wavelength of around 1940 nm and a wide range of output power levels from 100 mW to 800 mW with a high level of long-term output power stability and long operating lifetime at an aggressively competitive cost.

These lasers are commonly used for communications research, machine vision, scientific applications involving spectral analysis, biology research, and a broad spectrum of other applications. The driver is available as a complete FDA-compliant system or as an O.E.M. component with significantly reduced dimensions.

Available with onboard and remote on/off control as well as a wide array of output power and stability levels, Laserglow products are currently being used by some of the world's top universities and other prominent research facilities.

#### Key Features:

- Air cooled - no need for water cooling or external chiller
- Lightweight, compact design
- Efficient Diode Laser technology runs on standard AC power (85 - 264 V, 47 - 63 Hz)
- >10,000 hours continuous maintenance-free operating life
- FDA CDRH Compliant Class IIIb / Class IV enclosure
- 48-hour replacement coverage available for an additional fee on specific models

#### Package Includes:

- Laser Head
- Driver/Power Supply
- Power Cable
- BNC Connector (LabSpec models only)
- Keys, Safety Interlock
- Hard-shell Carrying Case

## Specifications:

This spec sheet has been generated specifically for part number DJ4500XSX, per your request, and data for the entire series is also displayed for your reference. The specs which are specific to DJ4500XSX have been highlighted below in **red + bold**.


Output Power (mW)	>100, >300, <b>&gt;500</b> , >800
Output Power Stability (%RMS/4h)	<1, <3, <b>&lt;10</b>
Central Wavelength (nm)	<b>1940</b>
Wavelength Tolerance (+/- nm)	<b>10</b>
Divergence (mrad, full angle)	<b>&lt;3</b>
Beam Dimensions (mm, 1/e <sup>2</sup> )	5x8
Warm-up Time (minutes)	<b>5</b>
M <sup>2</sup>	<b>&lt;20</b>
Polarization Ratio	<b>&gt;50</b>
Beam Pointing Stability (mrad)	<b>&lt;0.05</b>
Operating Temperature Range (°C)	<b>10 to 35</b>
Max. Analog Modulation Freq. (Hz)	30000
Max. TTL Modulation Freq. (Hz)	<b>10000</b> , 30000
Modulation Input Signal	<b>0-5 VDC</b>
Max. Power Input Duty Cycle	<b>100%</b>
Standard Warranty (months)	<b>12</b>
MTTF (operational hours)	<b>10000</b>
Weight of Product or Laser Head (kg)	<b>0.9</b>
Beam Height from Base Plate (mm)	<b>29</b>
Dimensions of Product or Laser Head (mm)	<b>155 (l) x 77 (w) x 60 (h)</b>


CW: All specifications are based on performance at full output power and after the specified warmup period. Output characteristics may change if the laser is run at a different power level.

Q-Switched: Specifications are based on the laser pulsing at the specified design frequency. Output characteristics may change if the laser is run at a different frequency.

## Power Supply Options:

These lasers are available with several different power supply options. The model that you have selected is highlighted below, and any other options are shown for easy reference.

	Power Supply Type:	<b>FT</b>
	Input Power	85v to 264v
	Power Supply Weight (kg)	2.6
	Dimensions (mm)	268 (l) x 145 (w) x 106 (h)

	Power Supply Type:	<b>ST</b>
	Input Power	<b>85v to 264v</b>
	Power Supply Weight (kg)	<b>2.3</b>
	Dimensions (mm)	<b>238 (l) x 146 (w) x 102 (h)</b>

\*Power supply may not be exactly as shown, see dimensional drawings on next 2 pages.

\*Dimensions for fiber-integrated (I\_) include laser head packaged inside.

## Regulatory Classification:

The model you have selected (DJ4500XSX) requires the following safety label(s):



### Dimensional Drawing - Laser Form Factor: T:





Dimensional Drawing - Power Supply Form Factor: ST:



## Accessories:

The most popular accessories for model DJ4500XSX are shown below. For additional details regarding these or other accessories please see our website or contact us directly.

Part Number	Description	
 ACALBHFXX	Carrying Case-103 Holds Lab/OEM H, F and O size Standard/LabSpec laser Full Details: <a href="http://www.laserglow.com/ACA">www.laserglow.com/ACA</a>	Included With Laser
 AGFMIR4XX	LSG-MIR-NF-4 Fit-Over Safety Goggles Mid-IR Range Output: OD 4+ at 945-10600 nm CE Certified Full Details: <a href="http://www.laserglow.com/AGF">www.laserglow.com/AGF</a>	

## FOR MORE INFORMATION PLEASE CONTACT:

LASERGLOW TECHNOLOGIES  
99 Ingram Dr. Unit B, North York, ON, Canada M6M2L7  
Tel. (416) 729-7976 Fax (716) 322-3510  
[sales@laserglow.com](mailto:sales@laserglow.com) [www.laserglow.com](http://www.laserglow.com)

E&OE: Data included in this sheet may be subject to change without notice.

Please confirm critical specifications with our staff prior to ordering.