

# Laserglow Product Datasheet

## LID-0965 Enhanced Beam Profile Diode Laser System



### Series Specifications:

Nominal Wavelength	965 nm
Output Type	CW
Laser Source Type	Diode

### Overview:

The LID-0965 Series of Enhanced Profile Collimated Diode (Semiconductor) Lasers are ideal for applications requiring both a wavelength in the IR range and a good beam profile typically unavailable in a diode laser. This series is available in a range of output power levels of 100 mW to 500 mW with a high level of long-term output power stability and long operating lifetime at an aggressively competitive cost.

These lasers are commonly used for various scientific applications involving biological research as well as PIV, spectral analysis, and a broad spectrum of other applications. The driver is available as a complete FDA-compliant system or as an O.E.M. component with significantly reduced dimensions.

Available with TTL and analog modulation as well as a wide array of output power and stability levels, Laserglow products are currently being used by some of the World's top universities and other prominent research facilities.

### Key Features:

- Round, homogeneous, flat-top transverse beam profile
- Air cooled - no need for water cooling or external chiller
- Lightweight, compact design
- Efficient Diode Laser technology runs on standard AC power (85 - 264 V, 47 - 63 Hz)
- >10,000 hours continuous maintenance-free operating life
- FDA CDRH Compliant Class IIb / Class IV enclosure
- 48-hour replacement coverage available for an additional fee on specific models

### Package Includes:

- Laser Head
- Driver/Power Supply
- Power Cable
- BNC Connector (LabSpec models only)
- Keys, Safety Interlock
- Hard-shell Carrying Case

## Specifications:

This spec sheet has been generated specifically for part number I96-R, per your request, and data for the entire series is also displayed for your reference. The specs which are specific to I96-R have been highlighted below in **red + bold**.

Output Power (mW)	<b>&gt;100, &gt;500</b>
Output Power Stability (%RMS/4h)	<b>&lt;1, &lt;3, &lt;5, &lt;10</b>
Central Wavelength (nm)	<b>965</b>
Wavelength Tolerance (+/- nm)	<b>5</b>
Divergence (mrad, full angle)	<b>&lt;8, &lt;18</b>
Beam Dimensions (mm, 1/e <sup>2</sup> )	<b>2</b>
Warm-up Time (minutes)	<b>5</b>
Beam Pointing Stability (mrad)	<b>&lt;0.05</b>
Operating Temperature Range (°C)	<b>10 to 35</b>
Max. Analog Modulation Freq. (Hz)	<b>30000</b>
Max. TTL Modulation Freq. (Hz)	<b>10000, 30000</b>
Modulation Input Signal	<b>0-5 VDC</b>
Max. Power Input Duty Cycle	<b>100%</b>
Standard Warranty (months)	<b>12</b>
MTTF (operational hours)	<b>10000</b>
Weight of Product or Laser Head (kg)	<b>0.6</b>
Beam Height from Base Plate (mm)	<b>24.8</b>
Dimensions of Product or Laser Head (mm)	<b>140.7 (l) x 73 (w) x 46.2 (h)</b>

CW: All specifications are based on performance at full output power and after the specified warmup period. Output characteristics may change if the laser is run at a different power level.

Q-Switched: Specifications are based on the laser pulsing at the specified design frequency. Output characteristics may change if the laser is run at a different frequency.

## Power Supply Options:

These lasers are available with several different power supply options. The model that you have selected is highlighted below, and any other options are shown for easy reference.

	Power Supply Type:	<b>FR</b>
	Input Power	<b>85v to 264v</b>
	Power Supply Weight (kg)	<b>1.5</b>
	Dimensions (mm)	<b>154 (l) x 155 (w) x 95 (h)</b>

	Power Supply Type:	<b>SR</b>
	Input Power	85v to 264v
	Power Supply Weight (kg)	1.2
	Dimensions (mm)	133 (l) x 130 (w) x 65 (h)

\*Power supply may not be exactly as shown, see dimensional drawings on next 2 pages.

\*Dimensions for fiber-integrated (I\_) include laser head packaged inside.

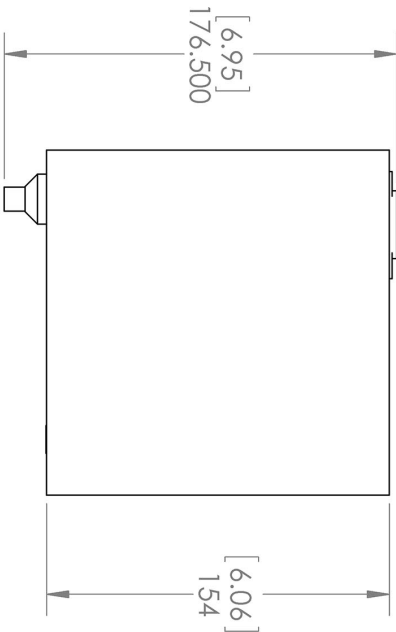
## Regulatory Classification:

The model you have selected (I96-R) requires the following safety label(s):





Dimensional Drawing - Power Supply Form Factor: FR:



Laserglow Technologies

TITLE:

Power Supply  
FM/FR

REV  
1

SCALE: 1:3



SHEET 1 OF 1

UNLESS OTHERWISE SPECIFIED:  
DIMENSIONS ARE IN MM(INCH)  
TOLERANCES: +/- 0.75 MM

THE INFORMATION CONTAINED IN THIS  
DRAWING IS THE SOLE PROPERTY OF  
LASERGLow TECHNOLOGIES. ANY  
REPRODUCTION IN PART OR AS A WHOLE  
WITHOUT THE WRITTEN PERMISSION OF  
LASERGLow TECHNOLOGIES IS  
PROHIBITED. © 2012 LASERGLow.COM  
LIMITED. ALL RIGHTS RESERVED

### Accessories:

The most popular accessories for model I96-R are shown below. For additional details regarding these or other accessories please see our website or contact us directly.

Part Number	Description	
 ACALBMXXX	Carrying Case-102 Holds Lab/OEM M, R and S size, standard or LabSpec laser Full Details: <a href="http://www.laserglow.com/ACA">www.laserglow.com/ACA</a>	Included With Laser
 AGFA647XX	LSG-1064-NF-7 Fit-Over Safety Goggles 1064nm Output: OD 7+ at 950-1070 nm CE Certified Full Details: <a href="http://www.laserglow.com/AGF">www.laserglow.com/AGF</a>	

### FOR MORE INFORMATION PLEASE CONTACT:

LASERGLOW TECHNOLOGIES  
99 Ingram Dr. Unit B, North York, ON, Canada M6M2L7  
Tel. (416) 729-7976 Fax (716) 322-3510  
[sales@laserglow.com](mailto:sales@laserglow.com) [www.laserglow.com](http://www.laserglow.com)

E&OE: Data included in this sheet may be subject to change without notice.

Please confirm critical specifications with our staff prior to ordering.