

## Laserglow Product Datasheet

### LID-1470 Enhanced Beam Profile Diode Laser System

**Laserglow Part Number:**  
**IE7050XSX**



#### Similar Products:

For information about the other lasers in this product family visit:

<http://www.laserglow.com/IE7>

#### Ordering:

Order Online Now or Request Quote:

<http://www.laserglow.com/IE7050XSX>

#### Series Specifications:

Nominal Wavelength	1470 nm
Output Type	CW
Laser Source Type	Diode



#### Overview:

The LID-1470 Series of Enhanced Profile Collimated Diode (Semiconductor) Lasers are ideal for applications requiring a better beam profile than the standard 1470 nm diode laser. This series is available in a range of output power levels of 50 mW to 150 mW with high power stability and long operating lifetime.

These lasers are commonly used for various scientific applications involving biological research as well as PIV, spectral analysis, and a broad spectrum of other applications. The driver is available as a complete FDA-compliant system or as an O.E.M. component with significantly reduced dimensions.

#### Key Features:

- Round, homogeneous, flat-top transverse beam profile
- Air cooled - no need for water cooling or external chiller
- Lightweight, compact design
- Efficient Diode Laser technology runs on standard AC power (85 - 264 V, 47 - 63 Hz)
- >10,000 hours continuous maintenance-free operating life
- FDA CDRH Compliant Class IIb / Class IV enclosure
- 48-hour replacement coverage available for an additional fee on specific models

#### Package Includes:

- Laser Head
- Driver/Power Supply
- Power Cable
- BNC Connector (LabSpec models only)
- Keys, Safety Interlock
- Hard-shell Carrying Case

## Specifications:

This spec sheet has been generated specifically for part number IE7050XSX, per your request, and data for the entire series is also displayed for your reference. The specs which are specific to IE7050XSX have been highlighted below in **red + bold**.


Output Power (mW)	<b>&gt;50, &gt;100, &gt;120</b>
Output Power Stability (%RMS/4h)	<1, <3, <5, <b>&lt;10</b>
Central Wavelength (nm)	<b>1470</b>
Wavelength Tolerance (+/- nm)	<b>10</b>
Divergence (mrad, full angle)	<b>&lt;8</b>
Beam Dimensions (mm, 1/e <sup>2</sup> )	<b>2</b>
Warm-up Time (minutes)	<b>5</b>
Beam Pointing Stability (mrad)	<b>&lt;0.05</b>
Operating Temperature Range (°C)	<b>10 to 35</b>
Max. Analog Modulation Freq. (Hz)	30000
Max. TTL Modulation Freq. (Hz)	<b>10000, 30000</b>
Modulation Input Signal	<b>0-5 VDC</b>
Max. Power Input Duty Cycle	<b>100%</b>
Standard Warranty (months)	<b>12</b>
MTTF (operational hours)	<b>10000</b>
Weight of Product or Laser Head (kg)	<b>0.6</b>
Beam Height from Base Plate (mm)	<b>24.8</b>
Dimensions of Product or Laser Head (mm)	<b>140.7 (l) x 73 (w) x 46.2 (h)</b>


CW: All specifications are based on performance at full output power and after the specified warmup period. Output characteristics may change if the laser is run at a different power level.

Q-Switched: Specifications are based on the laser pulsing at the specified design frequency. Output characteristics may change if the laser is run at a different frequency.

## Power Supply Options:

These lasers are available with several different power supply options. The model that you have selected is highlighted below, and any other options are shown for easy reference.

	Power Supply Type:	<b>FR</b>
	Input Power	85v to 264v
	Power Supply Weight (kg)	1.5
	Dimensions (mm)	154 (l) x 155 (w) x 95 (h)

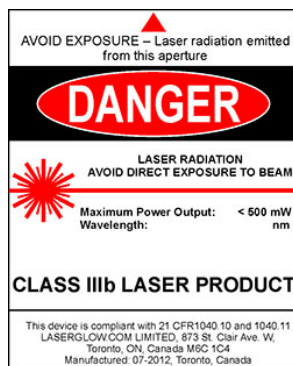
	Power Supply Type:	<b>SR</b>
	Input Power	<b>85v to 264v</b>
	Power Supply Weight (kg)	<b>1.2</b>
	Dimensions (mm)	<b>133 (l) x 130 (w) x 65 (h)</b>

\*Power supply may not be exactly as shown, see dimensional drawings on next 2 pages.

\*Dimensions for fiber-integrated (I\_) include laser head packaged inside.

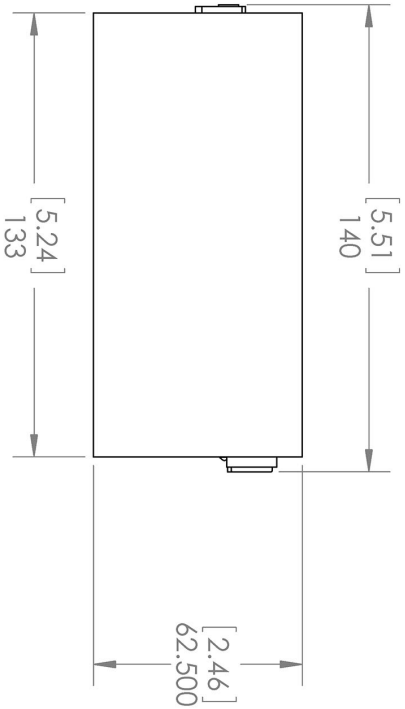
## Regulatory Classification:

The model you have selected (IE7050XSX) requires the following safety label(s):





Dimensional Drawing - Power Supply Form Factor: SR:



UNLESS OTHERWISE SPECIFIED:

DIMENSIONS ARE IN MM(INCH)  
TOLERANCES: +/- 0.75 MM

THE INFORMATION CONTAINED IN THIS  
DRAWING IS THE SOLE PROPERTY OF  
LASERGLLOW TECHNOLOGIES. ANY  
REPRODUCTION IN PART OR AS A WHOLE  
WITHOUT THE WRITTEN PERMISSION OF  
LASERGLLOW TECHNOLOGIES IS  
PROHIBITED. © 2012 LASERGLLOW.COM  
LIMITED. ALL RIGHTS RESERVED

Laserglow Technologies

TITLE:

Power Supply  
SM/SR



REV  
1

SCALE: 1:2

SHEET 1 OF 1

### Accessories:

The most popular accessories for model IE7050XSX are shown below. For additional details regarding these or other accessories please see our website or contact us directly.

Part Number	Description	
 ACALBMXXX	Carrying Case-102 Holds Lab/OEM M, R and S size, standard or LabSpec laser Full Details: <a href="http://www.laserglow.com/ACA">www.laserglow.com/ACA</a>	Included With Laser
 AGFMIR4XX	LSG-MIR-NF-4 Fit-Over Safety Goggles Mid-IR Range Output: OD 4+ at 945-10600 nm CE Certified Full Details: <a href="http://www.laserglow.com/AGF">www.laserglow.com/AGF</a>	

### FOR MORE INFORMATION PLEASE CONTACT:

LASERGLOW TECHNOLOGIES  
99 Ingram Dr. Unit B, North York, ON, Canada M6M2L7  
Tel. (416) 729-7976 Fax (716) 322-3510  
[sales@laserglow.com](mailto:sales@laserglow.com) [www.laserglow.com](http://www.laserglow.com)

E&OE: Data included in this sheet may be subject to change without notice.

Please confirm critical specifications with our staff prior to ordering.