

## LID-1550 Enhanced Beam Profile Diode Laser System

### Laserglow Part Number: IF5050XSX

This model is listed as **inactive** in our product database. Stock may be limited, and availability is subject to change without notice.



#### Similar Products:

For information about the other lasers in this product family visit:

<http://www.laserglow.com/IF5>

#### Ordering:

Order Online Now or Request Quote:

<http://www.laserglow.com/IF5050XSX>

#### Series Specifications:

|                    |         |
|--------------------|---------|
| Nominal Wavelength | 1550 nm |
| Output Type        | CW      |
| Laser Source Type  | Diode   |



#### Overview:

The LID-1550 Series of Enhanced Profile Collimated Diode (Semiconductor) Lasers are ideal for applications requiring both a wavelength in the IR range and a good beam profile typically unavailable in a diode laser. This series is available in a range of output power levels of 50 mW to 200 mW with a high level of long-term output power stability and long operating lifetime at an aggressively competitive cost.

These lasers are commonly used for various scientific applications involving biological research as well as PIV, spectral analysis, and a broad spectrum of other applications. The driver is available as a complete FDA-compliant system or as an O.E.M. component with significantly reduced dimensions.

Available with TTL and analog modulation as well as a wide array of output power and stability levels, Laserglow products are currently being used by some of the World's top universities and other prominent research facilities.

#### Key Features:

- Round, homogeneous, flat-top transverse beam profile
- Air cooled - no need for water cooling or external chiller
- Lightweight, compact design
- Efficient Diode Laser technology runs on standard AC power (85 - 264 V, 47 - 63 Hz)
- >10,000 hours continuous maintenance-free operating life
- FDA CDRH Compliant Class IIIb / Class IV enclosure
- 48-hour replacement coverage available for an additional fee on specific models

#### Package Includes:

- Laser Head
- Driver/Power Supply
- Power Cable
- BNC Connector (LabSpec models only)
- Keys, Safety Interlock
- Hard-shell Carrying Case

## Specifications:

This spec sheet has been generated specifically for part number IF5050XSX, per your request, and data for the entire series is also displayed for your reference. The specs which are specific to IF5050XSX have been highlighted below in **red + bold**.


|  |                                      |
|--|--------------------------------------|
| Output Power (mW)                        | <b>&gt;50, &gt;100, &gt;200</b>      |
| Output Power Stability (%RMS/4h)         | <1, <3, <5, <b>&lt;10</b>            |
| Central Wavelength (nm)                  | <b>1550</b>                          |
| Wavelength Tolerance (+/- nm)            | <b>10</b>                            |
| Divergence (mrad, full angle)            | <b>&lt;8</b>                         |
| Beam Dimensions (mm, 1/e <sup>2</sup> )  | <b>2</b>                             |
| Warm-up Time (minutes)                   | <b>5</b>                             |
| Beam Pointing Stability (mrad)           | <b>&lt;0.05</b>                      |
| Operating Temperature Range (°C)         | <b>10 to 35</b>                      |
| Max. Analog Modulation Freq. (Hz)        | 30000                                |
| Max. TTL Modulation Freq. (Hz)           | <b>10000, 30000</b>                  |
| Modulation Input Signal                  | <b>0-5 VDC</b>                       |
| Max. Power Input Duty Cycle              | <b>100%</b>                          |
| Standard Warranty (months)               | <b>12</b>                            |
| MTTF (operational hours)                 | <b>10000</b>                         |
| Weight of Product or Laser Head (kg)     | <b>0.6</b>                           |
| Beam Height from Base Plate (mm)         | <b>24.8</b>                          |
| Dimensions of Product or Laser Head (mm) | <b>140.7 (l) x 73 (w) x 46.2 (h)</b> |


CW: All specifications are based on performance at full output power and after the specified warmup period. Output characteristics may change if the laser is run at a different power level.

Q-Switched: Specifications are based on the laser pulsing at the specified design frequency. Output characteristics may change if the laser is run at a different frequency.

## Power Supply Options:

These lasers are available with several different power supply options. The model that you have selected is highlighted below, and any other options are shown for easy reference.

|   |                          |                            |
|---|--------------------------|----------------------------|
|  | Power Supply Type:       | <b>FR</b>                  |
|   | Input Power              | 85v to 264v                |
|   | Power Supply Weight (kg) | 1.5                        |
|   | Dimensions (mm)          | 154 (l) x 155 (w) x 95 (h) |

|   |                          |                                   |
|---|--------------------------|-----------------------------------|
|  | Power Supply Type:       | <b>SR</b>                         |
|   | Input Power              | <b>85v to 264v</b>                |
|   | Power Supply Weight (kg) | <b>1.2</b>                        |
|   | Dimensions (mm)          | <b>133 (l) x 130 (w) x 65 (h)</b> |

\*Power supply may not be exactly as shown, see dimensional drawings on next 2 pages.

\*Dimensions for fiber-integrated (I\_) include laser head packaged inside.

## Regulatory Classification:

The model you have selected (IF5050XSX) requires the following safety label(s):



Dimensional Drawing - Laser Form Factor: R:



Dimensional Drawing - Power Supply Form Factor: SR:



UNLESS OTHERWISE SPECIFIED:  
DIMENSIONS ARE IN MM(INCH)  
TOLERANCES: +/- 0.75 MM

THE INFORMATION CONTAINED IN THIS  
DRAWING IS THE SOLE PROPERTY OF  
LASERGLLOW TECHNOLOGIES. ANY  
REPRODUCTION IN PART OR AS A WHOLE  
WITHOUT THE WRITTEN PERMISSION OF  
LASERGLLOW TECHNOLOGIES IS  
PROHIBITED. © 2012 LASERGLLOW.COM  
LIMITED. ALL RIGHTS RESERVED

Lasergllow Technologies

TITLE:

Power Supply  
SM/SR



REV  
1

SCALE: 1:2

SHEET 1 OF 1

## Accessories:

The most popular accessories for model IF5050XSX are shown below. For additional details regarding these or other accessories please see our website or contact us directly.

| Part Number  | Description  |                     |
|--|--|---------------------|
| <br>ACALBMXXX | Carrying Case-102<br>Holds Lab/OEM M, R and S size, standard or LabSpec laser<br>Full Details: <a href="http://www.laserglow.com/ACA">www.laserglow.com/ACA</a>                      | Included With Laser |
| <br>AGFMIR4XX  | LSG-MIR-NF-4 Fit-Over Safety Goggles Mid-IR Range<br>Output: OD 4+ at 945-10600 nm<br>CE Certified<br>Full Details: <a href="http://www.laserglow.com/AGF">www.laserglow.com/AGF</a> |                     |

## FOR MORE INFORMATION PLEASE CONTACT:

LASERGLOW TECHNOLOGIES  
99 Ingram Dr. Unit B, North York, ON, Canada M6M2L7  
Tel. (416) 729-7976 Fax (716) 322-3510  
[sales@laserglow.com](mailto:sales@laserglow.com) [www.laserglow.com](http://www.laserglow.com)

E&OE: Data included in this sheet may be subject to change without notice.

Please confirm critical specifications with our staff prior to ordering.