

## Laserglow Product Datasheet

### LLD-0690 Low-Noise Collimated Diode Laser System

**Laserglow Part Number:**  
**J698001FX**



#### Similar Products:

For information about the other lasers in this product family visit:

<http://www.laserglow.com/J69>

#### Ordering:

Order Online Now or Request Quote:

<http://www.laserglow.com/J698001FX>

#### Series Specifications:

|                    |        |
|--------------------|--------|
| Nominal Wavelength | 690 nm |
| Output Type        | CW     |
| Laser Source Type  | Diode  |



#### Overview:

The LLD-0690 Series of Low-Noise Collimated Diode Lasers are ideal for applications requiring less than 1% noise and output power levels from 100 mW to 800 mW. These 690 nm lasers maintain a high level of long-term output power stability and long operating lifetime at an aggressively competitive cost.

These lasers are commonly used for fluorescence excitation, PIV, Raman Spectroscopy, and a broad spectrum of other applications. The driver is available as a complete FDA-compliant system or as an O.E.M. component with significantly reduced dimensions.

Laserglow products are currently being used by some of the World's top universities and other prominent research facilities.

#### Key Features:

- 1% optical noise (20 Hz-20 MHz)
- Air cooled - no need for water cooling or external chiller
- Lightweight, compact design
- Efficient DPSS technology runs on standard AC power (85 - 264 V, 47 - 63 Hz)
- >10,000 hours continuous maintenance-free operating life
- FDA CDRH Compliant Class IIb / Class IV enclosure
- 48-hour replacement coverage available for an additional fee on specific models

#### Package Includes:

- Laser Head
- Driver/Power Supply
- Power Cable
- BNC Connector (LabSpec models only)
- Keys, Safety Interlock

- Hard-shell Carrying Case

## Specifications:

This spec sheet has been generated specifically for part number J698001FX, per your request, and data for the entire series is also displayed for your reference. The specs which are specific to J698001FX have been highlighted below in **red + bold**.

|   |                                      |
|---|--------------------------------------|
| Output Power (mW)                               | >100, >300, >500, <b>&gt;800</b>     |
| Output Power Stability (%RMS/4h)                | <b>&lt;1</b> , <3, <5                |
| Central Wavelength (nm)                         | <b>690</b>                           |
| Wavelength Tolerance (+/- nm)                   | <b>5</b>                             |
| Divergence (mrad, full angle)                   | <b>&lt;3</b>                         |
| Beam Dimensions (mm, 1/e <sup>2</sup> )         | 5x8                                  |
| Warm-up Time (minutes)                          | <b>5</b>                             |
| Optical Noise Amplitude (%RMS @ 20 Hz - 20 MHz) | <b>&lt;1</b>                         |
| M <sup>2</sup>                                  | <b>&lt;20</b>                        |
| Operating Temperature Range (°C)                | <b>10 to 35</b>                      |
| Max. Analog Modulation Freq. (Hz)               | <b>30000</b>                         |
| Max. TTL Modulation Freq. (Hz)                  | <b>30000</b>                         |
| Modulation Input Signal                         | <b>0-5 VDC</b>                       |
| Max. Power Input Duty Cycle                     | <b>100%</b>                          |
| Standard Warranty (months)                      | <b>12</b>                            |
| MTTF (operational hours)                        | <b>10000</b>                         |
| Weight of Product or Laser Head (kg)            | <b>0.6</b>                           |
| Beam Height from Base Plate (mm)                | <b>24.8</b>                          |
| Dimensions of Product or Laser Head (mm)        | <b>140.7 (l) x 73 (w) x 46.2 (h)</b> |

CW: All specifications are based on performance at full output power and after the specified warmup period. Output characteristics may change if the laser is run at a different power level.

Q-Switched: Specifications are based on the laser pulsing at the specified design frequency. Output characteristics may change if the laser is run at a different frequency.

## Power Supply Options:

These lasers are available with several different power supply options. The model that you have selected is highlighted below, and any other options are shown for easy reference.

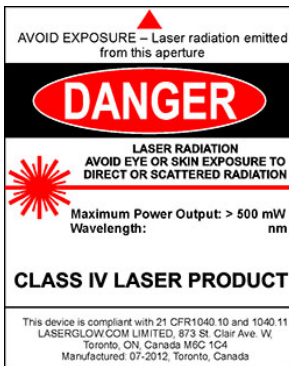
|   |                          |                            |
|---|--------------------------|----------------------------|
| <div>FDA-Compliant LabSpec</div> <div></div> | Power Supply Type:       | FR                         |
|   | Input Power              | 85v to 264v                |
|   | Power Supply Weight (kg) | 1.5                        |
|   | Dimensions (mm)          | 154 (l) x 155 (w) x 95 (h) |

\*Power supply may not be exactly as shown, see dimensional drawings on next 2 pages.

\*Dimensions for fiber-integrated (I\_) include laser head packaged inside.

## Regulatory Classification:

The model you have selected (J698001FX) requires the following safety label(s):



Dimensional Drawing - Laser Form Factor: R:



Dimensional Drawing - Power Supply Form Factor: FR:



Laserglow Technologies

TITLE:

Power Supply  
FM/FR

REV  
1

UNLESS OTHERWISE SPECIFIED:

DIMENSIONS ARE IN MM(INCH)

TOLERANCES:  $\pm 0.75$  MM







THE INFORMATION CONTAINED IN THIS  
DRAWING IS THE SOLE PROPERTY OF  
LASERGLLOW TECHNOLOGIES. ANY  
REPRODUCTION IN PART OR AS A WHOLE  
WITHOUT THE WRITTEN PERMISSION OF  
LASERGLLOW TECHNOLOGIES IS  
PROHIBITED. © 2012 LASERGLLOW.COM  
LIMITED. ALL RIGHTS RESERVED

SCALE: 1:3

SHEET 1 OF 1

## Accessories:

The most popular accessories for model J698001FX are shown below. For additional details regarding these or other accessories please see our website or contact us directly.

| Part Number  | Description  |                     |
|--|--|---------------------|
| <br>ACALBMXXX   | Carrying Case-102<br>Holds Lab/OEM M, R and S size, standard or LabSpec laser<br>Full Details: <a href="http://www.laserglow.com/ACA">www.laserglow.com/ACA</a>  | Included With Laser |
| <br>AFF2002XX   | Armored Fiber With FC/PC Connectors 200um Core Multimode 2m length<br>Full Details: <a href="http://www.laserglow.com/AFF">www.laserglow.com/AFF</a>   |                     |
| <br>AFS2002XX   | Armored Fiber With SMA 905 Connectors 200um Core Multimode 2 m length<br>Full Details: <a href="http://www.laserglow.com/AFS">www.laserglow.com/AFS</a>  |                     |
| <br>AGF6605XX   | LSG-660-NF-5 Fit-Over Safety Goggles 660nm<br>Output: OD 5+ at 600-694 nm<br>CE Certified<br>Full Details: <a href="http://www.laserglow.com/AGF">www.laserglow.com/AGF</a>  |                     |
| <br>ACFVISHXA | FC/PC Fiber Coupler/Collimator for visible spectrum wavelengths (400 to 700 nm)<br>(installed and aligned)<br>11mm diameter input lens<br>Full Details: <a href="http://www.laserglow.com/ACF">www.laserglow.com/ACF</a>   |                     |
| <br>ACSVISHXA | SMA-905 Fiber Coupler/Collimator for visible spectrum wavelengths (400 to 700 nm)<br>(installed and aligned)<br>11mm diameter input lens<br>Full Details: <a href="http://www.laserglow.com/ACS">www.laserglow.com/ACS</a> |                     |

## FOR MORE INFORMATION PLEASE CONTACT:

LASERGLOW TECHNOLOGIES  
99 Ingram Dr. Unit B, North York, ON, Canada M6M2L7  
Tel. (416) 729-7976 Fax (716) 322-3510  
[sales@laserglow.com](mailto:sales@laserglow.com) [www.laserglow.com](http://www.laserglow.com)

E&OE: Data included in this sheet may be subject to change without notice.

Please confirm critical specifications with our staff prior to ordering.