

Laserglow Product Datasheet

LLD-0637 Low-Noise Collimated Diode Laser System

Laserglow Part Number:
J6A0101FX



Similar Products:

For information about the other lasers in this product family visit:

<http://www.laserglow.com/J6A>

Ordering:

Order Online Now or Request Quote:

<http://www.laserglow.com/J6A0101FX>

Series Specifications:

| | |
|--------------------|--------|
| Nominal Wavelength | 637 nm |
| Output Type | CW |
| Laser Source Type | Diode |



Overview:

The LLD-0637 Series of Low-Noise Collimated Diode Lasers are ideal for applications requiring less than 1% noise and output power levels from 5 mW to 200 mW. These 637 nm lasers maintain a high level of long-term output power stability and long operating lifetime at an aggressively competitive cost.

These lasers are commonly used for fluorescence excitation, PIV, Raman Spectroscopy, and a broad spectrum of other applications. The driver is available as a complete FDA-compliant system or as an O.E.M. component with significantly reduced dimensions.

Laserglow products are currently being used by some of the World's top universities and other prominent research facilities.

Key Features:

- 1% optical noise (20 Hz-20 MHz)
- Air cooled - no need for water cooling or external chiller
- Lightweight, compact design
- Efficient DPSS technology runs on standard AC power (85 - 264 V, 47 - 63 Hz)
- >10,000 hours continuous maintenance-free operating life
- FDA CDRH Compliant Class IIb / Class IV enclosure
- 48-hour replacement coverage available for an additional fee on specific models

Package Includes:

- Laser Head
- Driver/Power Supply
- Power Cable
- BNC Connector (LabSpec models only)
- Keys, Safety Interlock

- Hard-shell Carrying Case

Specifications:

This spec sheet has been generated specifically for part number J6A0101FX, per your request, and data for the entire series is also displayed for your reference. The specs which are specific to J6A0101FX have been highlighted below in **red + bold**.

| | |
|--|--------------------------------------|
| Output Power (mW) | <5, >10 , >50, >100, >200 |
| Output Power Stability (%RMS/4h) | <1 , <3, <5 |
| Central Wavelength (nm) | 637 |
| Wavelength Tolerance (+/- nm) | 5 |
| Divergence (mrad, full angle) | <1 |
| Beam Dimensions (mm, 1/e ²) | 3 |
| Warm-up Time (minutes) | 5 |
| M ² | <1.5 |
| Polarization Ratio | >50 |
| Beam Pointing Stability (mrad) | <0.05 |
| Operating Temperature Range (°C) | 10 to 35 |
| Max. Analog Modulation Freq. (Hz) | 30000 |
| Max. TTL Modulation Freq. (Hz) | 30000 |
| Modulation Input Signal | 0-5 VDC |
| Max. Power Input Duty Cycle | 100% |
| Standard Warranty (months) | 12 |
| MTTF (operational hours) | 10000 |
| Weight of Product or Laser Head (kg) | 0.6 |
| Beam Height from Base Plate (mm) | 24.8 |
| Dimensions of Product or Laser Head (mm) | 140.7 (l) x 73 (w) x 46.2 (h) |

CW: All specifications are based on performance at full output power and after the specified warmup period. Output characteristics may change if the laser is run at a different power level.

Q-Switched: Specifications are based on the laser pulsing at the specified design frequency. Output characteristics may change if the laser is run at a different frequency.

Power Supply Options:

These lasers are available with several different power supply options. The model that you have selected is highlighted below, and any other options are shown for easy reference.

| | | |
|--|--------------------------|----------------------------|
| <div>FDA-Compliant LabSpec</div>  | Power Supply Type: | FR |
| | Input Power | 85v to 264v |
| | Power Supply Weight (kg) | 1.5 |
| | Dimensions (mm) | 154 (l) x 155 (w) x 95 (h) |

*Power supply may not be exactly as shown, see dimensional drawings on next 2 pages.

*Dimensions for fiber-integrated (I_) include laser head packaged inside.

Regulatory Classification:

The model you have selected (J6A0101FX) requires the following safety label(s):



Dimensional Drawing - Laser Form Factor: R:









Dimensional Drawing - Power Supply Form Factor: FR:



Accessories:

The most popular accessories for model J6A0101FX are shown below. For additional details regarding these or other accessories please see our website or contact us directly.

| Part Number | Description | |
|---|--|---------------------|
|  AGF6605XX | LSG-660-NF-5 Fit-Over Safety Goggles 660nm Output: OD 5+ at 600-694 nm CE Certified Full Details: www.laserglow.com/AGF | |
|  AFS2002XX | Armored Fiber With SMA 905 Connectors 200um Core Multimode 2 m length Full Details: www.laserglow.com/AFS | |
|  AFF2002XX | Armored Fiber With FC/PC Connectors 200um Core Multimode 2m length Full Details: www.laserglow.com/AFF | |
|  ACSVISHXA | SMA-905 Fiber Coupler/Collimator for visible spectrum wavelengths (400 to 700 nm) (installed and aligned) 11mm diameter input lens Full Details: www.laserglow.com/ACS | |
|  ACFVISHXA | FC/PC Fiber Coupler/Collimator for visible spectrum wavelengths (400 to 700 nm) (installed and aligned) 11mm diameter input lens Full Details: www.laserglow.com/ACF | |
|  ACALBMXXX | Carrying Case-102 Holds Lab/OEM M, R and S size, standard or LabSpec laser Full Details: www.laserglow.com/ACA | Included With Laser |

FOR MORE INFORMATION PLEASE CONTACT:

LASERGLOW TECHNOLOGIES
99 Ingram Dr. Unit B, North York, ON, Canada M6M2L7
Tel. (416) 729-7976 Fax (716) 322-3510
sales@laserglow.com www.laserglow.com

E&OE: Data included in this sheet may be subject to change without notice.

Please confirm critical specifications with our staff prior to ordering.