

## Laserglow Product Datasheet

### LLS-0543 Low-Noise DPSS Laser System

**Laserglow Part Number:**  
**L5415B3FX**



#### Similar Products:

For information about the other lasers in this product family visit:

<http://www.laserglow.com/L54>

#### Ordering:

Order Online Now or Request Quote:

<http://www.laserglow.com/L5415B3FX>

#### Series Specifications:

Nominal Wavelength	543 nm
Output Type	CW
Laser Source Type	DPSS



#### Overview:

The LLS-0543 Series of Low-Noise Diode-Pumped Solid-State (DPSS) Lasers are ideal for applications requiring less than 1% noise and output power levels from 20 mW to 2000 mW. These 543 nm lasers maintain a high level of long-term output power stability and long operating lifetime at an aggressively competitive cost.

These lasers are commonly used for fluorescence excitation, PIV, Raman Spectroscopy, and a broad spectrum of other applications. The driver is available as a complete FDA-compliant system or as an O.E.M. component with significantly reduced dimensions.

Laserglow products are currently being used by some of the World's top universities and other prominent research facilities.

#### Key Features:

- 1% optical noise (20 Hz-20 MHz)
- Air cooled - no need for water cooling or external chiller
- Lightweight, compact design
- Efficient DPSS technology runs on standard AC power (85 - 264 V, 47 - 63 Hz)
- >10,000 hours continuous maintenance-free operating life
- FDA CDRH Compliant Class IIb / Class IV enclosure
- 48-hour replacement coverage available for an additional fee on specific models

#### Package Includes:

- Laser Head
- Driver/Power Supply
- Power Cable
- Keys, Safety Interlock

- Hard-shell Carrying Case

## Specifications:

This spec sheet has been generated specifically for part number L5415B3FX, per your request, and data for the entire series is also displayed for your reference. The specs which are specific to L5415B3FX have been highlighted below in **red + bold**.


Output Power (mW)	>20, >50, >100	>200, >500, >1000, <b>&gt;1500</b>
Output Power Stability (%RMS/4h)	<1, <3, <5	<b>&lt;3</b> , <5
Central Wavelength (nm)	542.1	<b>542.1</b>
Wavelength Tolerance (+/- nm)	1	
Divergence (mrad, full angle)	<1.5	<b>&lt;1.5</b>
Beam Dimensions (mm, 1/e <sup>2</sup> )	1.2	<b>3</b>
Warm-up Time (minutes)	10	
Optical Noise Amplitude (%RMS @ 20 Hz - 20 MHz)	<1	
Spectral Linewidth (nm)	<0.15	<b>&lt;0.15</b>
M <sup>2</sup>	<1.2	<b>&lt;3</b>
Polarization Ratio	>100	
Beam Pointing Stability (mrad)	<0.05	
Operating Temperature Range (°C)	10 to 35	
Max. Power Input Duty Cycle	100%	<b>100%</b>
Standard Warranty (months)	12	<b>12</b>
MTTF (operational hours)	10000	<b>10000</b>
Weight of Product or Laser Head (kg)	0.6	<b>2.6</b>
Beam Height from Base Plate (mm)	24.8	<b>68.2</b>
Dimensions of Product or Laser Head (mm)	140.8 (l) x 73 (w) x 46.2 (h)	<b>240 (l) x 99 (w) x 94 (h)</b>

CW: All specifications are based on performance at full output power and after the specified warmup period. Output characteristics may change if the laser is run at a different power level.

Q-Switched: Specifications are based on the laser pulsing at the specified design frequency. Output characteristics may change if the laser is run at a different frequency.

## Power Supply Options:

These lasers are available with several different power supply options. The model that you have selected is highlighted below, and any other options are shown for easy reference.

	Power Supply Type:	<b>SM</b>	<b>SN</b>
	Input Power	85v to 264v	<b>85v to 264v</b>
	Power Supply Weight (kg)	1.2	<b>2.3</b>
	Dimensions (mm)	133 (l) x 130 (w) x 65 (h)	<b>238 (l) x 146 (w) x 102 (h)</b>

\*Power supply may not be exactly as shown, see dimensional drawings on next 2 pages.

\*Dimensions for fiber-integrated (I\_) include laser head packaged inside.

## Regulatory Classification:

The model you have selected (L5415B3FX) requires the following safety label(s):



Dimensional Drawing - Laser Form Factor: N:









Dimensional Drawing - Power Supply Form Factor: SN:



## Accessories:

The most popular accessories for model L5415B3FX are shown below. For additional details regarding these or other accessories please see our website or contact us directly.

Part Number	Description	
 ACFVISHXA	FC/PC Fiber Coupler/Collimator for visible spectrum wavelengths (400 to 700 nm) (installed and aligned) 11mm diameter input lens Full Details: <a href="http://www.laserglow.com/ACF">www.laserglow.com/ACF</a>	
 ACSVISHXA	SMA-905 Fiber Coupler/Collimator for visible spectrum wavelengths (400 to 700 nm) (installed and aligned) 11mm diameter input lens Full Details: <a href="http://www.laserglow.com/ACS">www.laserglow.com/ACS</a>	
 AGF5565XX	LSG-556-NF-5 Fit-Over Safety Goggles 556nm Output: OD 5+ at 190-579 nm CE Certified Full Details: <a href="http://www.laserglow.com/AGF">www.laserglow.com/AGF</a>	
 AFF2002XX	Armored Fiber With FC/PC Connectors 200um Core Multimode 2m length Full Details: <a href="http://www.laserglow.com/AFF">www.laserglow.com/AFF</a>	
 AFS2002XX	Armored Fiber With SMA 905 Connectors 200um Core Multimode 2 m length Full Details: <a href="http://www.laserglow.com/AFS">www.laserglow.com/AFS</a>	
 TBK	Complete optics kits with breadboard mounting hardware. External modulators, variable attenuators, free-space fiber launch systems Full Details: <a href="http://www.laserglow.com/TBK">www.laserglow.com/TBK</a>	

## FOR MORE INFORMATION PLEASE CONTACT:

LASERGLOW TECHNOLOGIES  
99 Ingram Dr. Unit B, North York, ON, Canada M6M2L7  
Tel. (416) 729-7976 Fax (716) 322-3510  
[sales@laserglow.com](mailto:sales@laserglow.com) [www.laserglow.com](http://www.laserglow.com)

E&OE: Data included in this sheet may be subject to change without notice.

Please confirm critical specifications with our staff prior to ordering.