

Laserglow Product Datasheet

LQS-0657 Passively Q-Switched Laser System

Laserglow Part Number:
Q650011SX



Similar Products:

For information about the other lasers in this product family visit:

<http://www.laserglow.com/Q65>

Ordering:

Order Online Now or Request Quote:

<http://www.laserglow.com/Q650011SX>

Series Specifications:

Nominal Wavelength	656.5 nm
Output Type	Q-Switched
Laser Source Type	DPSS



Overview:

The LQS-0657 Series of Diode-Pumped Solid-State (DPSS) Q-Switched Lasers are ideal for applications requiring a very high peak power or short pulse duration at 656.5 nm.

These lasers are commonly used for high-speed imaging, Raman spectroscopy, material processing, and a broad range of other applications. The driver is available as a plug-and-play benchtop system or an O.E.M. component designed for system integration.

Key Features:

- Pulse energy of 1 uJ - 2 uJ
- Pulse repetition rate of 1 Hz - 2 kHz
- Pulse duration of 15 ns
- Air cooled
- Runs on standard AC power (85 - 264 V, 47 - 63 Hz)
- 10,000 hour maintenance-free operating life (Expected)
- FDA/CDRH compliant Class IV enclosure

Package Includes:

- Laser Head
- Driver/Power Supply
- Power Cable
- BNC Connector (LabSpec models only)
- Keys, Safety Interlock
- Hard-shell Carrying Case

Specifications:

This spec sheet has been generated specifically for part number Q650011SX, per your request, and data for the entire series is also displayed for your reference. The specs which are specific to Q650011SX have been highlighted below in **red + bold**.

Output Power (mW)	>2, >4
Single Pulse Energy (μJ)	1, 2
Optimal Pulse Frequency (Hz)	2000
Output Power Stability (%RMS/4h)	<1, <3, <5
Central Wavelength (nm)	656.5
Wavelength Tolerance (+/- nm)	1
Divergence (mrad, full angle)	<1.5
Beam Dimensions (mm, 1/e ²)	1.2
Warm-up Time (minutes)	10
Avg. Pulse Duration (ns)	15
Approx. Timing Jitter (+/- ns)	10
Approx. Trigger-Pulse Latency (μs)	600
Approximate Peak Power (W)	100
M ²	<1.2
Operating Temperature Range (°C)	10 to 35
Max. TTL Modulation Freq. (Hz)	20000
Minimum Pulsing Frequency (Hz)	1
Modulation Input Signal	0-5 VDC
Max. Power Input Duty Cycle	100%
Standard Warranty (months)	12
MTTF (operational hours)	10000
Weight of Product or Laser Head (kg)	0.6
Beam Height from Base Plate (mm)	24.8
Dimensions of Product or Laser Head (mm)	140.8 (l) x 73 (w) x 46.2 (h)

CW: All specifications are based on performance at full output power and after the specified warmup period. Output characteristics may change if the laser is run at a different power level.

Q-Switched: Specifications are based on the laser pulsing at the specified design frequency. Output characteristics may change if the laser is run at a different frequency.

Power Supply Options:

These lasers are available with several different power supply options. The model that you have selected is highlighted below, and any other options are shown for easy reference.

<div>FDA-Compliant Standard</div> 	Power Supply Type:	SM
	Input Power	85v to 264v
	Power Supply Weight (kg)	1.2
	Dimensions (mm)	133 (l) x 130 (w) x 65 (h)

*Power supply may not be exactly as shown, see dimensional drawings on next 2 pages.

*Dimensions for fiber-integrated (I_) include laser head packaged inside.

Regulatory Classification:

The model you have selected (Q650011SX) requires the following safety label(s):





Dimensional Drawing - Power Supply Form Factor: SM:



UNLESS OTHERWISE SPECIFIED:

DIMENSIONS ARE IN MM(INCH)
TOLERANCES: +/- 0.75 MM

THE INFORMATION CONTAINED IN THIS
DRAWING IS THE SOLE PROPERTY OF
LASERGLLOW TECHNOLOGIES. ANY
REPRODUCTION IN PART OR AS A WHOLE
WITHOUT THE WRITTEN PERMISSION OF
LASERGLLOW TECHNOLOGIES IS
PROHIBITED. © 2012 LASERGLLOW.COM
LIMITED. ALL RIGHTS RESERVED

Lasergllow Technologies

TITLE:

Power Supply
SM/SR







REV
1

SCALE: 1:2

SHEET 1 OF 1

Accessories:

The most popular accessories for model Q650011SX are shown below. For additional details regarding these or other accessories please see our website or contact us directly.

Part Number	Description	
 AFF2002XX	Armored Fiber With FC/PC Connectors 200um Core Multimode 2m length Full Details: www.laserglow.com/AFF	
 AFS2002XX	Armored Fiber With SMA 905 Connectors 200um Core Multimode 2 m length Full Details: www.laserglow.com/AFS	
 ACFVISHXA	FC/PC Fiber Coupler/Collimator for visible spectrum wavelengths (400 to 700 nm) (installed and aligned) 11mm diameter input lens Full Details: www.laserglow.com/ACF	
 ACSVISHXA	SMA-905 Fiber Coupler/Collimator for visible spectrum wavelengths (400 to 700 nm) (installed and aligned) 11mm diameter input lens Full Details: www.laserglow.com/ACS	
 ACALBMXXX	Carrying Case-102 Holds Lab/OEM M, R and S size, standard or LabSpec laser Full Details: www.laserglow.com/ACA	Included With Laser
 AGF6605XX	LSG-660-NF-5 Fit-Over Safety Goggles 660nm Output: OD 5+ at 600-694 nm CE Certified Full Details: www.laserglow.com/AGF	

FOR MORE INFORMATION PLEASE CONTACT:

LASERGLOW TECHNOLOGIES
99 Ingram Dr. Unit B, North York, ON, Canada M6M2L7
Tel. (416) 729-7976 Fax (716) 322-3510
sales@laserglow.com www.laserglow.com

E&OE: Data included in this sheet may be subject to change without notice.

Please confirm critical specifications with our staff prior to ordering.