

## Laserglow Product Datasheet

### LQS-0657 Passively Q-Switched Laser System

**Laserglow Part Number:**  
**Q650021SX**



#### Similar Products:

For information about the other lasers in this product family visit:

<http://www.laserglow.com/Q65>

#### Ordering:

Order Online Now or Request Quote:

<http://www.laserglow.com/Q650021SX>

#### Series Specifications:

Nominal Wavelength	656.5 nm
Output Type	Q-Switched
Laser Source Type	DPSS



#### Overview:

The LQS-0657 Series of Diode-Pumped Solid-State (DPSS) Q-Switched Lasers are ideal for applications requiring a very high peak power or short pulse duration at 656.5 nm.

These lasers are commonly used for high-speed imaging, Raman spectroscopy, material processing, and a broad range of other applications. The driver is available as a plug-and-play benchtop system or an O.E.M. component designed for system integration.

#### Key Features:

- Pulse energy of 1 uJ - 2 uJ
- Pulse repetition rate of 1 Hz - 2 kHz
- Pulse duration of 15 ns
- Air cooled
- Runs on standard AC power (85 - 264 V, 47 - 63 Hz)
- 10,000 hour maintenance-free operating life (Expected)
- FDA/CDRH compliant Class IV enclosure

#### Package Includes:

- Laser Head
- Driver/Power Supply
- Power Cable
- BNC Connector (LabSpec models only)
- Keys, Safety Interlock
- Hard-shell Carrying Case

## Specifications:

This spec sheet has been generated specifically for part number Q650021SX, per your request, and data for the entire series is also displayed for your reference. The specs which are specific to Q650021SX have been highlighted below in **red + bold**.

Output Power (mW)	>2, <b>&gt;4</b>
Single Pulse Energy (μJ)	1, <b>2</b>
Optimal Pulse Frequency (Hz)	<b>2000</b>
Output Power Stability (%RMS/4h)	<b>&lt;1</b> , <3, <5
Central Wavelength (nm)	<b>656.5</b>
Wavelength Tolerance (+/- nm)	<b>1</b>
Divergence (mrad, full angle)	<b>&lt;1.5</b>
Beam Dimensions (mm, 1/e <sup>2</sup> )	<b>1.2</b>
Warm-up Time (minutes)	<b>10</b>
Avg. Pulse Duration (ns)	<b>15</b>
Approx. Timing Jitter (+/- ns)	<b>10</b>
Approx. Trigger-Pulse Latency (μs)	<b>600</b>
Approximate Peak Power (W)	<b>100</b>
M <sup>2</sup>	<b>&lt;1.2</b>
Operating Temperature Range (°C)	<b>10 to 35</b>
Max. TTL Modulation Freq. (Hz)	<b>20000</b>
Minimum Pulsing Frequency (Hz)	<b>1</b>
Modulation Input Signal	<b>0-5 VDC</b>
Max. Power Input Duty Cycle	<b>100%</b>
Standard Warranty (months)	<b>12</b>
MTTF (operational hours)	<b>10000</b>
Weight of Product or Laser Head (kg)	<b>0.6</b>
Beam Height from Base Plate (mm)	<b>24.8</b>
Dimensions of Product or Laser Head (mm)	<b>140.8 (l) x 73 (w) x 46.2 (h)</b>

CW: All specifications are based on performance at full output power and after the specified warmup period. Output characteristics may change if the laser is run at a different power level.

Q-Switched: Specifications are based on the laser pulsing at the specified design frequency. Output characteristics may change if the laser is run at a different frequency.

## Power Supply Options:

These lasers are available with several different power supply options. The model that you have selected is highlighted below, and any other options are shown for easy reference.

<div>FDA-Compliant Standard</div> <div></div>	Power Supply Type:	<b>SM</b>
	Input Power	<b>85v to 264v</b>
	Power Supply Weight (kg)	<b>1.2</b>
	Dimensions (mm)	<b>133 (l) x 130 (w) x 65 (h)</b>

\*Power supply may not be exactly as shown, see dimensional drawings on next 2 pages.

\*Dimensions for fiber-integrated (I\_) include laser head packaged inside.

## Regulatory Classification:

The model you have selected (Q650021SX) requires the following safety label(s):





Dimensional Drawing - Power Supply Form Factor: SM:



UNLESS OTHERWISE SPECIFIED:

DIMENSIONS ARE IN MM(INCH)

TOLERANCES: +/- 0.75 MM

THE INFORMATION CONTAINED IN THIS DRAWING IS THE SOLE PROPERTY OF LASERGLLOW TECHNOLOGIES. ANY REPRODUCTION IN PART OR AS A WHOLE WITHOUT THE WRITTEN PERMISSION OF LASERGLLOW TECHNOLOGIES IS PROHIBITED. © 2012 LASERGLLOW.COM LIMITED. ALL RIGHTS RESERVED

Laserglow Technologies

TITLE:

Power Supply  
SM/SR







REV  
1

SCALE: 1:2

SHEET 1 OF 1

## Accessories:

The most popular accessories for model Q650021SX are shown below. For additional details regarding these or other accessories please see our website or contact us directly.

Part Number	Description	
 AFF2002XX	Armored Fiber With FC/PC Connectors 200um Core Multimode 2m length Full Details: <a href="http://www.laserglow.com/AFF">www.laserglow.com/AFF</a>	
 AFS2002XX	Armored Fiber With SMA 905 Connectors 200um Core Multimode 2 m length Full Details: <a href="http://www.laserglow.com/AFS">www.laserglow.com/AFS</a>	
 ACFVISHXA	FC/PC Fiber Coupler/Collimator for visible spectrum wavelengths (400 to 700 nm) (installed and aligned) 11mm diameter input lens Full Details: <a href="http://www.laserglow.com/ACF">www.laserglow.com/ACF</a>	
 ACSVISHXA	SMA-905 Fiber Coupler/Collimator for visible spectrum wavelengths (400 to 700 nm) (installed and aligned) 11mm diameter input lens Full Details: <a href="http://www.laserglow.com/ACS">www.laserglow.com/ACS</a>	
 ACALBMXXX	Carrying Case-102 Holds Lab/OEM M, R and S size, standard or LabSpec laser Full Details: <a href="http://www.laserglow.com/ACA">www.laserglow.com/ACA</a>	Included With Laser
 AGF6605XX	LSG-660-NF-5 Fit-Over Safety Goggles 660nm Output: OD 5+ at 600-694 nm CE Certified Full Details: <a href="http://www.laserglow.com/AGF">www.laserglow.com/AGF</a>	

## FOR MORE INFORMATION PLEASE CONTACT:

LASERGLOW TECHNOLOGIES  
99 Ingram Dr. Unit B, North York, ON, Canada M6M2L7  
Tel. (416) 729-7976 Fax (716) 322-3510  
[sales@laserglow.com](mailto:sales@laserglow.com) [www.laserglow.com](http://www.laserglow.com)

E&OE: Data included in this sheet may be subject to change without notice.

Please confirm critical specifications with our staff prior to ordering.