

Laserglow Product Datasheet

LQS-1313 Passively Q-Switched Laser System

Laserglow Part Number: QD2040XSX

This model is listed as **inactive** in our product database. Stock may be limited, and availability is subject to change without notice.



Similar Products:

For information about the other lasers in this product family visit:

<http://www.laserglow.com/QD2>

Ordering:

Order Online Now or Request Quote:

<http://www.laserglow.com/QD2040XSX>

Series Specifications:

Nominal Wavelength	1313 nm
Output Type	Q-Switched
Laser Source Type	DPSS



Overview:

The LQS-1313 Series of Diode-Pumped Solid-State (DPSS) Q-Switched Lasers are ideal for applications requiring a very high peak power or short pulse duration at 1313 nm.

These lasers are commonly used for Raman spectroscopy, material processing, and a broad range of other applications. The driver is available as a plug-and-play benchtop system or an O.E.M. component designed for system integration.

Key Features:

- Pulse energy of 5 uJ - 40 uJ
- Pulse repetition rate of 1 Hz - 5 kHz
- Pulse duration in the range of 10-25 ns
- Air cooled
- Runs on standard AC power (85 - 264 V, 47 - 63 Hz)
- 10,000 hour maintenance-free operating life (Expected)
- FDA/CDRH compliant Class IV enclosure

Package Includes:

- Laser Head
- Driver/Power Supply

- Power Cable
- BNC Connector (LabSpec models only)
- Keys, Safety Interlock
- Hard-shell Carrying Case

Specifications:

This spec sheet has been generated specifically for part number QD2040XSX, per your request, and data for the entire series is also displayed for your reference. The specs which are specific to QD2040XSX have been highlighted below in **red + bold**.


Output Power (mW)	>25	>50, >100, >200
Single Pulse Energy (µJ)	5	10, 20, 40
Optimal Pulse Frequency (Hz)	5000	5000
Output Power Stability (%RMS/4h)	<1, <3, <5	<1, <3, <5, <10
Wavelength Tolerance (+/- nm)	1	1
Divergence (mrad, full angle)	<1.5	<2
Beam Dimensions (mm, 1/e ²)	1.5	3
Warm-up Time (minutes)	10	10
Avg. Pulse Duration (ns)	10	25
Approximate Peak Power (W)	500	1000, 4000
M ²	<1.2	<1.5
Operating Temperature Range (°C)	10 to 35	10 to 35
Max. TTL Modulation Freq. (Hz)	20000	20000
Minimum Pulsing Frequency (Hz)	1	1
Modulation Input Signal	0-5 VDC	0-5 VDC
Max. Power Input Duty Cycle	100%	100%
Standard Warranty (months)	12	12
MTTF (operational hours)	10000	10000
Weight of Product or Laser Head (kg)	0.6	0.9
Beam Height from Base Plate (mm)	24.8	29
Dimensions of Product or Laser Head (mm)	140.8 (l) x 73 (w) x 46.2 (h)	155 (l) x 77 (w) x 60 (h)

CW: All specifications are based on performance at full output power and after the specified warmup period. Output characteristics may change if the laser is run at a different power level.

Q-Switched: Specifications are based on the laser pulsing at the specified design frequency. Output characteristics may change if the laser is run at a different frequency.

Power Supply Options:

These lasers are available with several different power supply options. The model that you have selected is highlighted below, and any other options are shown for easy reference.

<div>FDA-Compliant Standard</div> <div></div>	Power Supply Type:	SM	SH
	Input Power	85v to 264v	85v to 264v
	Power Supply Weight (kg)	1.2	2.3
	Dimensions (mm)	133 (l) x 130 (w) x 65 (h)	238 (l) x 146 (w) x 102 (h)

*Power supply may not be exactly as shown, see dimensional drawings on next 2 pages.

*Dimensions for fiber-integrated (I_) include laser head packaged inside.

Regulatory Classification:

The model you have selected (QD2040XSX) requires the following safety label(s):



Dimensional Drawing - Laser Form Factor: H:









Dimensional Drawing - Power Supply Form Factor: SH:



Accessories:

The most popular accessories for model QD2040XSX are shown below. For additional details regarding these or other accessories please see our website or contact us directly.

Part Number	Description	
 ACFLIRHXA	FC/PC Fiber Coupler/Collimator for IR wavelengths (1300 to 1600 nm) (installed and aligned) 11 mm diameter input lens Full Details: www.laserglow.com/ACF	
 ACSLIRHXA	SMA-905 Fiber Coupler/Collimator for IR wavelengths (1300 to 1600 nm) (installed and aligned) 11 mm diameter input lens Full Details: www.laserglow.com/ACS	
 ACALBMXXX	Carrying Case-102 Holds Lab/OEM M, R and S size, standard or LabSpec laser Full Details: www.laserglow.com/ACA	Included With Laser
 AFF2002XX	Armored Fiber With FC/PC Connectors 200um Core Multimode 2m length Full Details: www.laserglow.com/AFF	
 AFS2002XX	Armored Fiber With SMA 905 Connectors 200um Core Multimode 2 m length Full Details: www.laserglow.com/AFS	
 AGFMIR4XX	LSG-MIR-NF-4 Fit-Over Safety Goggles Mid-IR Range Output: OD 4+ at 945-10600 nm CE Certified Full Details: www.laserglow.com/AGF	

FOR MORE INFORMATION PLEASE CONTACT:

LASERGLOW TECHNOLOGIES
99 Ingram Dr. Unit B, North York, ON, Canada M6M2L7
Tel. (416) 729-7976 Fax (716) 322-3510
sales@laserglow.com www.laserglow.com

E&OE: Data included in this sheet may be subject to change without notice.

Please confirm critical specifications with our staff prior to ordering.