

## LRS-0532 DPSS Laser System



### Series Specifications:

Nominal Wavelength	532 nm
Output Type	CW
Laser Source Type	DPSS

### Overview:

The LRS-0532 Series of Diode-Pumped Solid-State (DPSS) Lasers are ideal for applications requiring 5 mW to >20 W of 532 nm laser light with a high level of long-term output power stability and long operating lifetime at an aggressively competitive cost.

These lasers are commonly used for fluorescence excitation, PIV, Raman Spectroscopy, laser display and a broad spectrum of other applications. The driver is available as a complete FDA-compliant system or as an O.E.M. component with significantly reduced dimensions.

Available with TTL and Analog modulation, and in a wide array of output power and stability levels, Laserglow products are currently being used by some of the world's top universities and other prominent research facilities.

### Key Features:

- Air cooled - no need for water cooling or external chiller
- Lightweight, compact design
- Efficient DPSS technology runs on standard AC power (85 - 264 V, 47 - 63 Hz)
- >10,000 hours continuous maintenance-free operating life
- TTL and Analog modulation (input via BNC connector) *lab-spec models only*
- Specially-tuned for clean modulation responses from 1-100 Hz (*on selected models*)
- Adjustable output power (via lockable dial) *lab-spec models only*
- LED display showing LD current, laser cavity temperature *lab-spec models only*
- FDA CDRH Compliant Class IIIb / Class IV enclosure
- 48-hour replacement coverage available for an additional fee on specific models

### Package Includes:

- Laser Head
- Driver/Power Supply
- Power Cable
- BNC Connector (LabSpec models only)
- Keys, Safety Interlock
- Hard-shell Carrying Case

## Specifications:

This spec sheet has been generated specifically for part number R53-NA, per your request, and data for the entire series is also displayed for your reference. The specs which are specific to R53-NA have been highlighted below in **red + bold**.

Laser Form Factor	M	SS	C	O	F	N		W
Output Power (mW)	<5, >100, >200, >300	>100, >200	>300	>500, >1000, >1500	>1500, >2000, >2500	>3000, >4000, >5000	<b>&gt;3000</b>	>8000, >10000, >12000, >15000, >18000, >20000
Output Power Stability (%RMS/4h)	<1, <3, <5, <10	<1, <3	<1	<1, <2, <3, <5	<1, <2, <3, <5	<1, <2, <3, <5	<b>&lt;1</b>	<1, <3, <5
FDA Safety Class	IIIa, IIIb	IIIb	IIIb	IV	IV	IV	<b>IV</b>	IV
Central Wavelength (nm)	531.65	531.65		532	531.65	531.65	<b>531.65</b>	531.65
Wavelength Tolerance (+/- nm)	1	1		1	1	1	<b>1</b>	1
Divergence (mrad, full angle)	<1.5	<1.5	<1.5	<1.2	<1.2	<1.5	<b>&lt;1.5</b>	<2
Beam Dimensions (mm, 1/e <sup>2</sup> )	2	0.8	2	2	2	1.5, 3	<b>1.5</b>	4
Transverse Mode	TEM00	TEM00		TEM00	Near TEM00	Near TEM00	<b>TEM00</b>	Near TEM00
Longitudinal Modes	Multiple	Multiple	Multiple	Multiple	Multiple	Multiple	<b>Multiple</b>	Multiple
Warm-up Time (minutes)	10	5		5	10	10	<b>10</b>	10
Spectral Linewidth (nm)	<0.2				<0.2			<0.2
M <sup>2</sup>	<1.2	<1.2	<1.2	<1.2	<1.1	<1.3, <2, <5	<b>&lt;1.3</b>	<3
Polarization Ratio	>100	>100		>100	>100	>100	<b>&gt;100</b>	>50
Beam Pointing Stability (mrad)	<0.05	<0.05		<0.05	<0.05	<0.05		<0.05
IP rating		67						
Lateral Shock Tolerance (G's/6ms)		7						
Vertical Shock Tolerance (G's/6ms)		15						
Operating Temperature Range (°C)	10 to 35	1 to 60		10 to 35	10 to 35	10 to 35	<b>10 to 35</b>	10 to 35
Max. Analog Modulation Freq. (Hz)	150, 30000	30000	30000	30000	30000	30000	<b>30000</b>	30000
Max. TTL Modulation Freq. (Hz)	150, 10000, 30000	30000	30000	30000	30000	30000	<b>30000</b>	30000
Modulation Input Signal	0-5 VDC	0-5 VDC	0-5 VDC	0-5 VDC	0-5 VDC	0-5 VDC	<b>0-5 VDC</b>	0-5 VDC
Total Power Consumption (W)	32	30		70, 125	125	118		228, 232, 246, 250
Max. Power Input Duty Cycle	100%	100%	100%	100%	100%	100%	<b>100%</b>	100%
Cooling Method	TEC	TEC	Forced Air	TEC	TEC/Forced Air	TEC/Forced Air	<b>TEC/Forced Air</b>	TEC/Forced Air

CW: All specifications are based on performance at full output power and after the specified warmup period. Output characteristics may change if the laser is run at a different power level.

Q-Switched: Specifications are based on the laser pulsing at the specified design frequency. Output characteristics may change if the laser is run at a different frequency.

**Specifications Page 2:**


Laser Form Factor	M	SS	C	O	F	N		W
Standard Warranty (months)	12	12	12	12	12	12	<b>12</b>	12
MTTF (operational hours)	10000	10000	10000	10000	10000	10000	<b>10000</b>	10000
Weight of Product or Laser Head (kg)	0.6		0.2	2	1.6	2.6	<b>2.6</b>	6.1
Beam Height from Base Plate (mm)	24.8	19	15	27.4	45	68.2	<b>68.2</b>	93.5
Dimensions of Product or Laser Head (mm)	140.8 (l) x 73 (w) x 46.2 (h)	100 (l) x 50 (w) x 38 (h)	77 (l) x 30 (w) x 30 (h)	197 (l) x 70 (w) x 50 (h)	211.5 (l) x 88 (w) x 74 (h)	240 (l) x 99 (w) x 94 (h)	<b>240 (l) x 99 (w) x 94 (h)</b>	346 (l) x 140 (w) x 125 (h)


CW: All specifications are based on performance at full output power and after the specified warmup period. Output characteristics may change if the laser is run at a different power level.


Q-Switched: Specifications are based on the laser pulsing at the specified design frequency. Output characteristics may change if the laser is run at a different frequency.

## Power Supply Options:

These lasers are available with several different power supply options. The model that you have selected is highlighted below, and any other options are shown for easy reference.

	Power Supply Type:	<b>SM</b>
	Input Power	85v to 264v
	Power Supply Weight (kg)	1.2
	Dimensions (mm)	133 (l) x 130 (w) x 65 (h)

	Power Supply Type:	<b>FM</b>	<b>FF</b>	<b>FN</b>	<b>FW</b>	<b>FO</b>
	Input Power	85v to 264v	85v to 264v	85v to 264v	85v to 264v	85v to 264v
	Power Supply Weight (kg)	1.5	2.6	2.6	5.2	2.6
	Dimensions (mm)	154 (l) x 155 (w) x 95 (h)	268 (l) x 145 (w) x 106 (h)	268 (l) x 145 (w) x 106 (h)	307 (l) x 168 (w) x 123 (h)	268 (l) x 145 (w) x 106 (h)

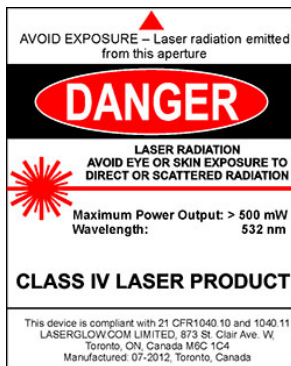
	Power Supply Type:	<b>1C</b>
	Input Power	0v to 12v
	Power Supply Weight (kg)	0.2
	Dimensions (mm)	115 (l) x 59 (w) x 34 (h)

\*Power supply may not be exactly as shown, see dimensional drawings on next 2 pages.

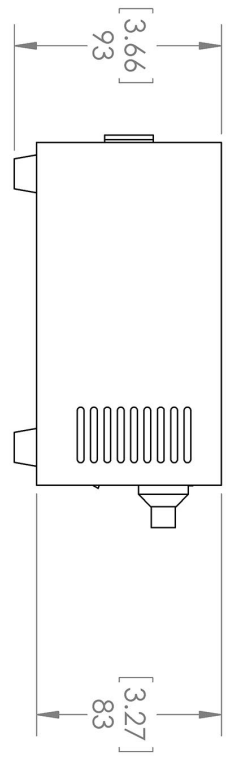
\*Dimensions for fiber-integrated (I\_) include laser head packaged inside.

## Regulatory Classification:

The model you have selected (R53-NA) requires the following safety label(s):



**Dimensional Drawing - Power Supply Form Factor: FS:**



UNLESS OTHERWISE SPECIFIED:  
 DIMENSIONS ARE IN MM(INCH)  
 TOLERANCES: +/- 0.75 MM

THE INFORMATION CONTAINED IN THIS  
 DRAWING IS THE SOLE PROPERTY OF  
 LASERGLOW TECHNOLOGIES. ANY  
 REPRODUCTION IN PART OR AS A WHOLE  
 WITHOUT THE WRITTEN PERMISSION OF  
 LASERGLOW TECHNOLOGIES IS  
 PROHIBITED. © 2012 LASERGLOW.COM  
 LIMITED. ALL RIGHTS RESERVED

**Laserglow Technologies**

TITLE:

**Power Supply  
 FM/FR/FS**








REV  
**1**

SCALE: 1:3

SHEET 1 OF 1

## Accessories:

The most popular accessories for model R53-NA are shown below. For additional details regarding these or other accessories please see our website or contact us directly.

Part Number	Description	
 ACFVISHXA	FC/PC Fiber Coupler/Collimator for visible spectrum wavelengths (400 to 700 nm) (installed and aligned) 11mm diameter input lens Full Details: <a href="http://www.laserglow.com/ACF">www.laserglow.com/ACF</a>	
 AFF2002XX	Armored Fiber With FC/PC Connectors 200um Core Multimode 2m length Full Details: <a href="http://www.laserglow.com/AFF">www.laserglow.com/AFF</a>	
 AFS2002XX	Armored Fiber With SMA 905 Connectors 200um Core Multimode 2 m length Full Details: <a href="http://www.laserglow.com/AFS">www.laserglow.com/AFS</a>	
 AGF5327XX	LSG-532-NF-7 Fit-Over Safety Goggles 532nm Output: OD 7+ at 190-532 nm CE Certified Full Details: <a href="http://www.laserglow.com/AGF">www.laserglow.com/AGF</a>	
 ACSVISHXA	SMA-905 Fiber Coupler/Collimator for visible spectrum wavelengths (400 to 700 nm) (installed and aligned) 11mm diameter input lens Full Details: <a href="http://www.laserglow.com/ACS">www.laserglow.com/ACS</a>	
 TBK	Complete optics kits with breadboard mounting hardware. External modulators, variable attenuators, free-space fiber launch systems Full Details: <a href="http://www.laserglow.com/TBK">www.laserglow.com/TBK</a>	
 ACALBNWXX	Carrying Case-104 Holds Lab/OEM N or W size Standard/Labspec laser Full Details: <a href="http://www.laserglow.com/ACA">www.laserglow.com/ACA</a>	Included With Laser

## FOR MORE INFORMATION PLEASE CONTACT:

LASERGLOW TECHNOLOGIES  
99 Ingram Dr. Unit B, North York, ON, Canada M6M2L7  
Tel. (416) 729-7976 Fax (716) 322-3510  
[sales@laserglow.com](mailto:sales@laserglow.com) [www.laserglow.com](http://www.laserglow.com)

E&OE: Data included in this sheet may be subject to change without notice.  
Please confirm critical specifications with our staff prior to ordering.