

Laserglow Product Datasheet

LRS-0589 DPSS Laser System

Laserglow Part Number:
R580505FX



Similar Products:

For information about the other lasers in this product family visit:

<http://www.laserglow.com/R58>

Ordering:

Order Online Now or Request Quote:

<http://www.laserglow.com/R580505FX>

Series Specifications:

Nominal Wavelength	589 nm
Output Type	CW
Laser Source Type	DPSS



Overview:

The LRS-0589 Series of Diode-Pumped Solid-State (DPSS) Lasers are ideal for applications requiring 589 nm laser light at power levels from 10 mW to 2500 mW. This series is available with output power stability of better than 3% and has a long operating lifetime at an aggressively competitive cost.

These lasers are commonly used for applications with a very narrow wavelength tolerance where neither 532 nm nor 594 nm are suitable. The driver is available as a complete FDA-compliant system or as an O.E.M. component with significantly reduced dimensions.

Laserglow products are currently being used by some of the World's top universities and other prominent research facilities.

Key Features:

- Air cooled - no need for water cooling or external chiller
- Lightweight, compact design
- Efficient DPSS technology runs on standard AC power (85 - 264 V, 47 - 63 Hz)
- >10,000 hours continuous maintenance-free operating life
- TTL and Analog modulation (input via BNC connector) *lab-spec models only*
- Specially-tuned for clean modulation responses from 1-100 Hz (*on selected models*)
- Adjustable output power (via lockable dial) *lab-spec models only*
- LED display showing LD current, laser cavity temperature *lab-spec models only*
- FDA CDRH Compliant Class IIIB / Class IV enclosure
- 48-hour replacement coverage available for an additional fee on specific models

Package Includes:

- Laser Head
- Driver/Power Supply
- Power Cable
- BNC Connector (LabSpec models only)

- Keys, Safety Interlock
- Hard-shell Carrying Case

Specifications:

This spec sheet has been generated specifically for part number R580505FX, per your request, and data for the entire series is also displayed for your reference. The specs which are specific to R580505FX have been highlighted below in **red + bold**.

Output Power (mW)	>5	>30, >50	>30, >50	>100, >200, >300	>100	>400, >500, >600, >800	>1000, >2000, >3000, >4000, >4500
Output Power Stability (%RMS/4h)	<5	<1, <2, <3	<1, <3, <5	<1, <3, <5	<3	<1, <3, <5	<3, <5
Central Wavelength (nm)	589	588.6	588.6	588.6		588.6	588.6
Wavelength Tolerance (+/- nm)	1	1	1	1		2	2
Divergence (mrad, full angle)		<1.5	<1.5	<2	<2	<1.5	<2
Beam Dimensions (mm, 1/e ²)		0.8	1.2	3	3	3	4
Warm-up Time (minutes)	10	5	10	10		10	10
Spectral Linewidth (nm)				<0.15			
M ²		<1.5	<1.5	<1.5, <2	<1.5	<1, <3	<6
Polarization Ratio		>100	>100	>100			>100
Beam Pointing Stability (mrad)		<0.05	<0.05	<0.05			
IP rating		67					
Lateral Shock Tolerance (G's/6ms)		7					
Vertical Shock Tolerance (G's/6ms)		15					
Operating Temperature Range (°C)	10 to 35	1 to 60	10 to 35	10 to 35		10 to 35	10 to 35
Max. Analog Modulation Freq. (Hz)	30000	30000	150, 30000	150, 30000	30000	30000	30000
Max. TTL Modulation Freq. (Hz)	30000	30000	150, 30000	150, 30000	30000	30000	30000
Modulation Input Signal	0-5 VDC	0-5 VDC	0-5 VDC	0-5 VDC	0-5 VDC	0-5 VDC	0-5 VDC
Total Power Consumption (W)	30	30	40				
Max. Power Input Duty Cycle	100%	100%	100%	100%	100%	100%	100%
Standard Warranty (months)	12	12	12	12	12	12	12
MTTF (operational hours)	10000	10000	10000	10000	10000	10000	10000
Weight of Product or Laser Head (kg)	0.7		0.6	1.6	1	2.6	6.1
Beam Height from Base Plate (mm)		19	24.8	45	27.4	68.2	93.5
Dimensions of Product or Laser Head (mm)	151 (l) x 50 (w) x 47 (h)	100 (l) x 50 (w) x 38 (h)	140.8 (l) x 73 (w) x 46.2 (h)	211.5 (l) x 88 (w) x 74 (h)	142.5 (l) x 60 (w) x 50 (h)	240 (l) x 99 (w) x 94 (h)	346 (l) x 140 (w) x 125 (h)

CW: All specifications are based on performance at full output power and after the specified warmup period. Output characteristics may change if the laser is run at a different power level.

Q-Switched: Specifications are based on the laser pulsing at the specified design frequency. Output characteristics may change if the laser is run at a different frequency.

Specifications Page 2:

This spec sheet has been generated specifically for part number R580505FX, per your request, and data for the entire series is also displayed for your reference. The specs which are specific to R580505FX have been highlighted below in **red + bold**.


Laser Form Factor						
-------------------	--	--	--	--	--	--

CW: All specifications are based on performance at full output power and after the specified warmup period. Output characteristics may change if the laser is run at a different power level.

Q-Switched: Specifications are based on the laser pulsing at the specified design frequency. Output characteristics may change if the laser is run at a different frequency.

Power Supply Options:

These lasers are available with several different power supply options. The model that you have selected is highlighted below, and any other options are shown for easy reference.

	Power Supply Type:	FM	FS	FF	FW	FN
<div>FDA-Compliant LabSpec</div> <div></div>	Input Power	85v to 264v	85v to 264v	85v to 264v	85v to 264v	85v to 264v
	Power Supply Weight (kg)	1.5	1.5	2.6	5.2	2.6
	Dimensions (mm)	154 (l) x 155 (w) x 95 (h)	154 (l) x 155 (w) x 95 (h)	268 (l) x 145 (w) x 106 (h)	307 (l) x 168 (w) x 123 (h)	268 (l) x 145 (w) x 106 (h)

*Power supply may not be exactly as shown, see dimensional drawings on next 2 pages.

*Dimensions for fiber-integrated (I_) include laser head packaged inside.

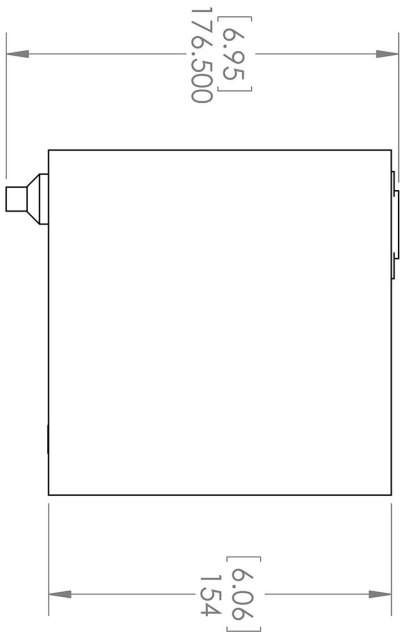
Regulatory Classification:

The model you have selected (R580505FX) requires the following safety label(s):





Dimensional Drawing - Power Supply Form Factor: FM:



Laserglow Technologies

TITLE:

Power Supply
FM/FR

REV
1

SCALE: 1:3








SHEET 1 OF 1

UNLESS OTHERWISE SPECIFIED:
DIMENSIONS ARE IN MM(INCH)
TOLERANCES: +/- 0.75 MM

THE INFORMATION CONTAINED IN THIS
DRAWING IS THE SOLE PROPERTY OF
LASERGLLOW TECHNOLOGIES. ANY
REPRODUCTION IN PART OR AS A WHOLE
WITHOUT THE WRITTEN PERMISSION OF
LASERGLLOW TECHNOLOGIES IS
PROHIBITED. © 2012 LASERGLLOW.COM
LIMITED. ALL RIGHTS RESERVED

Accessories:

The most popular accessories for model R580505FX are shown below. For additional details regarding these or other accessories please see our website or contact us directly.

Part Number	Description	
 AFF2002XX	Armored Fiber With FC/PC Connectors 200um Core Multimode 2m length Full Details: www.laserglow.com/AFF	
 AFS2002XX	Armored Fiber With SMA 905 Connectors 200um Core Multimode 2 m length Full Details: www.laserglow.com/AFS	
 AGF59459X	Optical Density 6 Fit over prescription glasses Protect your vision when working with Class IIIb and Class IV green lasers. Full Details: www.laserglow.com/AGF	
 ACFVISHXA	FC/PC Fiber Coupler/Collimator for visible spectrum wavelengths (400 to 700 nm) (installed and aligned) 11mm diameter input lens Full Details: www.laserglow.com/ACF	
 ACSVISHXA	SMA-905 Fiber Coupler/Collimator for visible spectrum wavelengths (400 to 700 nm) (installed and aligned) 11mm diameter input lens Full Details: www.laserglow.com/ACS	
 TBK	Complete optics kits with breadboard mounting hardware. External modulators, variable attenuators, free-space fiber launch systems Full Details: www.laserglow.com/TBK	
 ACALBMXXX	Carrying Case-102 Holds Lab/OEM M, R and S size, standard or LabSpec laser Full Details: www.laserglow.com/ACA	Included With Laser

FOR MORE INFORMATION PLEASE CONTACT:

LASERGLOW TECHNOLOGIES
99 Ingram Dr. Unit B, North York, ON, Canada M6M2L7
Tel. (416) 729-7976 Fax (716) 322-3510
sales@laserglow.com www.laserglow.com

E&OE: Data included in this sheet may be subject to change without notice.

Please confirm critical specifications with our staff prior to ordering.