

# Laserglow Product Datasheet

## LRS-0660 DPSS Laser System



### Series Specifications:

Nominal Wavelength	660 nm
Output Type	CW
Laser Source Type	DPSS

### Overview:

The LRS-0660 Series of Diode-Pumped Solid-State (DPSS) Lasers are ideal for applications requiring 660 nm laser light at output power levels from 5 mW to >2 W. This series is available in three levels of long-term output power stability and has a long operating lifetime at an aggressively competitive cost.

These lasers are commonly used for applications with a very narrow wavelength tolerance and a requirement for high beam quality unobtainable using a collimated diode laser. The driver is available as a complete FDA-compliant system or as an O.E.M. component with significantly reduced dimensions.

Laserglow products are currently being used by some of the World's top universities and other prominent research facilities.

### Key Features:

- Air cooled - no need for water cooling or external chiller
- Lightweight, compact design
- Efficient DPSS technology runs on standard AC power (85 - 264 V, 47 - 63 Hz)
- >10,000 hours continuous maintenance-free operating life
- TTL and Analog modulation (input via BNC connector) *lab-spec models only*
- Adjustable output power (via lockable dial) *lab-spec models only*
- LED display showing LD current, laser cavity temperature *lab-spec models only*
- FDA CDRH Compliant Class IIIb / Class IV enclosure
- 48-hour replacement coverage available for an additional fee on specific models

### Package Includes:

- Laser Head
- Driver/Power Supply
- Power Cable
- BNC Connector (LabSpec models only)
- Keys, Safety Interlock
- Hard-shell Carrying Case

## Specifications:

This spec sheet has been generated specifically for part number R66-M, per your request, and data for the entire series is also displayed for your reference. The specs which are specific to R66-M have been highlighted below in **red + bold**.


Output Power (mW)	<b>&lt;5, &gt;50, &gt;100</b>	>200, >300, >400	>500, >800	>1000, >1500, >2000
Output Power Stability (%RMS/4h)	<b>&lt;1, &lt;3, &lt;5</b>	<1, <3, <5	<1, <3, <5	<1, <3, <5
Central Wavelength (nm)		659.38		
Wavelength Tolerance (+/- nm)	<b>1</b>	1	1	2
Divergence (mrad, full angle)	<b>&lt;1.5</b>	<1.5	<1.5	<6
Beam Dimensions (mm, 1/e <sup>2</sup> )	<b>1.2</b>	2	3.5	4
Warm-up Time (minutes)	<b>10</b>	10	10	10
Spectral Linewidth (nm)		<0.03		
M <sup>2</sup>	<b>&lt;1.2</b>	<1.2	<3	<2.5
Polarization Ratio	<b>&gt;100</b>	>100		>100
Beam Pointing Stability (mrad)	<b>&lt;0.05</b>	<0.05	<0.05	<0.05
Operating Temperature Range (°C)	<b>10 to 35</b>	10 to 35	10 to 35	10 to 35
Max. Analog Modulation Freq. (Hz)	<b>500</b>	500	500	500
Max. TTL Modulation Freq. (Hz)	<b>500</b>	500	500	500
Modulation Input Signal	<b>0-5 VDC</b>	0-5 VDC	0-5 VDC	0-5 VDC
Total Power Consumption (W)	<b>30</b>			
Max. Power Input Duty Cycle	<b>100%</b>	100%	100%	100%
Standard Warranty (months)	<b>12</b>	12	12	12
MTTF (operational hours)	<b>10000</b>	10000	10000	10000
Weight of Product or Laser Head (kg)	<b>0.6</b>	2	2.6	6.1
Beam Height from Base Plate (mm)	<b>24.8</b>	27.4	68.2	93.5
Dimensions of Product or Laser Head (mm)	<b>140.8 (l) x 73 (w) x 46.2 (h)</b>	197 (l) x 70 (w) x 50 (h)	240 (l) x 99 (w) x 94 (h)	346 (l) x 140 (w) x 125 (h)

CW: All specifications are based on performance at full output power and after the specified warmup period. Output characteristics may change if the laser is run at a different power level.

Q-Switched: Specifications are based on the laser pulsing at the specified design frequency. Output characteristics may change if the laser is run at a different frequency.

## Power Supply Options:

These lasers are available with several different power supply options. The model that you have selected is highlighted below, and any other options are shown for easy reference.

	Power Supply Type:	FM	FW	FO	FN
<div>FDA-Compliant LabSpec</div> 	Input Power	85v to 264v	85v to 264v	85v to 264v	85v to 264v
	Power Supply Weight (kg)	1.5	5.2	2.6	2.6
	Dimensions (mm)	154 (l) x 155 (w) x 95 (h)	307 (l) x 168 (w) x 123 (h)	268 (l) x 145 (w) x 106 (h)	268 (l) x 145 (w) x 106 (h)

\*Power supply may not be exactly as shown, see dimensional drawings on next 2 pages.

\*Dimensions for fiber-integrated (I\_) include laser head packaged inside.

## Regulatory Classification:

The model you have selected (R66-M) requires the following safety label(s):





Dimensional Drawing - Power Supply Form Factor: FM:



Laserglow Technologies

TITLE:

Power Supply  
FM/FR

REV  
1

UNLESS OTHERWISE SPECIFIED:

DIMENSIONS ARE IN MM(INCH)

TOLERANCES: +/- 0.75 MM








THE INFORMATION CONTAINED IN THIS  
DRAWING IS THE SOLE PROPERTY OF  
LASERGLLOW TECHNOLOGIES. ANY  
REPRODUCTION IN PART OR AS A WHOLE  
WITHOUT THE WRITTEN PERMISSION OF  
LASERGLLOW TECHNOLOGIES IS  
PROHIBITED. © 2012 LASERGLLOW.COM  
LIMITED. ALL RIGHTS RESERVED

SCALE: 1:3

SHEET 1 OF 1

## Accessories:

The most popular accessories for model R66-M are shown below. For additional details regarding these or other accessories please see our website or contact us directly.

Part Number	Description	
 AGF6605XX	LSG-660-NF-5 Fit-Over Safety Goggles 660nm Output: OD 5+ at 600-694 nm CE Certified Full Details: <a href="http://www.laserglow.com/AGF">www.laserglow.com/AGF</a>	
 ACFVISHXA	FC/PC Fiber Coupler/Collimator for visible spectrum wavelengths (400 to 700 nm) (installed and aligned) 11mm diameter input lens Full Details: <a href="http://www.laserglow.com/ACF">www.laserglow.com/ACF</a>	
 ACSVISHXA	SMA-905 Fiber Coupler/Collimator for visible spectrum wavelengths (400 to 700 nm) (installed and aligned) 11mm diameter input lens Full Details: <a href="http://www.laserglow.com/ACS">www.laserglow.com/ACS</a>	
 AFS2002XX	Armored Fiber With SMA 905 Connectors 200um Core Multimode 2 m length Full Details: <a href="http://www.laserglow.com/AFS">www.laserglow.com/AFS</a>	
 AFF2002XX	Armored Fiber With FC/PC Connectors 200um Core Multimode 2m length Full Details: <a href="http://www.laserglow.com/AFF">www.laserglow.com/AFF</a>	
 TBK	Complete optics kits with breadboard mounting hardware. External modulators, variable attenuators, free-space fiber launch systems Full Details: <a href="http://www.laserglow.com/TBK">www.laserglow.com/TBK</a>	
 ACALBMXXX	Carrying Case-102 Holds Lab/OEM M, R and S size, standard or LabSpec laser Full Details: <a href="http://www.laserglow.com/ACA">www.laserglow.com/ACA</a>	Included With Laser

## FOR MORE INFORMATION PLEASE CONTACT:

LASERGLOW TECHNOLOGIES  
99 Ingram Dr. Unit B, North York, ON, Canada M6M2L7  
Tel. (416) 729-7976 Fax (716) 322-3510  
[sales@laserglow.com](mailto:sales@laserglow.com) [www.laserglow.com](http://www.laserglow.com)

E&OE: Data included in this sheet may be subject to change without notice.  
Please confirm critical specifications with our staff prior to ordering.