

Laserglow Product Datasheet

LRS-1064 DPSS Laser System

Laserglow Part Number:
RA650B5FX



Similar Products:

For information about the other lasers in this product family visit:

<http://www.laserglow.com/RA6>

Ordering:

Order Online Now or Request Quote:

<http://www.laserglow.com/RA650B5FX>

Series Specifications:

Nominal Wavelength	1064 nm
Output Type	CW
Laser Source Type	DPSS



Overview:

The LRS-1064 Series of Diode-Pumped Solid-State (DPSS) Lasers are ideal for applications requiring anywhere up to 200 W of 1064 nm laser light with the highest level of long-term output power stability and long operating lifetime at a highly competitive cost.

These lasers are commonly used for various scientific applications such as measurement, communications research, spectral analysis, and a broad spectrum of other applications. The driver is available as a complete FDA-compliant system or as an O.E.M. component with significantly reduced dimensions.

Available with both analog and TTL modulation as well as a wide array of output power and stability levels, Laserglow products are currently being used by some of the World's top universities and other prominent research facilities.

Key Features:

- Air cooled below 50W, closed-loop water cooling 50 W and above
- Lightweight, compact design
- Efficient DPSS technology runs on standard AC power (85 - 264 V, 47 - 63 Hz)
- >10,000 hours continuous maintenance-free operating life
- TTL and Analog modulation (input via BNC connector) *lab-spec models only*
- Adjustable output power (via lockable dial) *lab-spec models only*
- LED display showing LD current, laser cavity temperature *lab-spec models only*
- FDA CDRH Compliant Class IIb / Class IV enclosure
- 48-hour replacement coverage available for an additional fee on specific models

Package Includes:

- Laser Head
- Driver/Power Supply
- Power Cable

- BNC Connector (LabSpec models only)
- Keys, Safety Interlock
- Hard-shell Carrying Case
- Water chiller included on models above 50 W

Specifications:

This spec sheet has been generated specifically for part number RA650B5FX, per your request, and data for the entire series is also displayed for your reference. The specs which are specific to RA650B5FX have been highlighted below in **red + bold**.


Output Power (mW)	>300, >500, >1000	>300, >500, >800, >1000, >1500	>2000, >3000	>4000, >5000	>8000, >10000, >15000, >20000	100,000, 200,000, >50000
Output Power Stability (%RMS/4h)	<1, <3, <5	<1, <3, <5	<1, <3, <5	<1, <3, <5	<1, <3, <5	<3, <5
Central Wavelength (nm)	1064	1063.2	1063.2	1063.2	1063.2	1063.2
Wavelength Tolerance (+/- nm)	1	1	1	1	1	1
Divergence (mrad, full angle)	<1.8	<1.5	<2	<1.5	<2	<3.5
Beam Dimensions (mm, 1/e ²)	1.2	1.5	3	3	2	6, 9
Warm-up Time (minutes)	5	10	10	10	10	10
M ²	<1.5	<1.5	<2	<3	<2, <3	
Polarization Ratio	>100	>100	>100	>100	>100	
Beam Pointing Stability (mrad)	<0.05	<0.05	<0.05	<0.05	<0.05	<0.05
IP rating	67					
Lateral Shock Tolerance (G's/6ms)	7					
Vertical Shock Tolerance (G's/6ms)	15					
Operating Temperature Range (°C)	1 to 60	10 to 35	10 to 35	10 to 35	10 to 35	15 to 35
Max. Analog Modulation Freq. (Hz)	30000	30000	30000	30000	30000	30000
Max. TTL Modulation Freq. (Hz)	30000	30000	30000	30000	30000	30000
Modulation Input Signal	0-5 VDC	0-5 VDC	0-5 VDC	0-5 VDC	0-5 VDC	0-5 VDC
Total Power Consumption (W)	40	30, 35	70		153	
Max. Power Input Duty Cycle	100%	100%	100%	100%	100%	100%
Standard Warranty (months)	12	12	12	12	12	12
MTTF (operational hours)	10000	10000	10000	10000	10000	10000
Weight of Product or Laser Head (kg)		0.6	0.9	2.6	6.1	15
Beam Height from Base Plate (mm)	19	24.8	29	68.2	93.5	65
Dimensions of Product or Laser Head (mm)	100 (l) x 50 (w) x 38 (h)	140.8 (l) x 73 (w) x 46.2 (h)	155 (l) x 77 (w) x 60 (h)	240 (l) x 99 (w) x 94 (h)	346 (l) x 140 (w) x 125 (h)	426 (l) x 150 (w) x 130 (h)

CW: All specifications are based on performance at full output power and after the specified warmup period. Output characteristics may change if the laser is run at a different power level.

Q-Switched: Specifications are based on the laser pulsing at the specified design frequency. Output characteristics may change if the laser is run at a different frequency.

Power Supply Options:

These lasers are available with several different power supply options. The model that you have selected is highlighted below, and any other options are shown for easy reference.

	Power Supply Type:	FS	FM	FW	FB	FH
<div>FDA-Compliant LabSpec</div> <div></div>	Input Power	85v to 264v	85v to 264v	85v to 264v	85v to 264v	85v to 264v
	Power Supply Weight (kg)	1.5	1.5	5.2	18.5	2.6
	Dimensions (mm)	154 (l) x 155 (w) x 95 (h)	154 (l) x 155 (w) x 95 (h)	307 (l) x 168 (w) x 123 (h)	340 (l) x 463 (w) x 221 (h)	268 (l) x 145 (w) x 106 (h)

*Power supply may not be exactly as shown, see dimensional drawings on next 2 pages.

*Dimensions for fiber-integrated (I_) include laser head packaged inside.

Regulatory Classification:

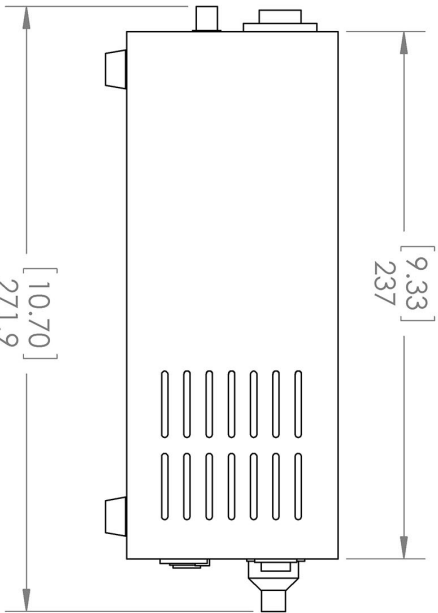
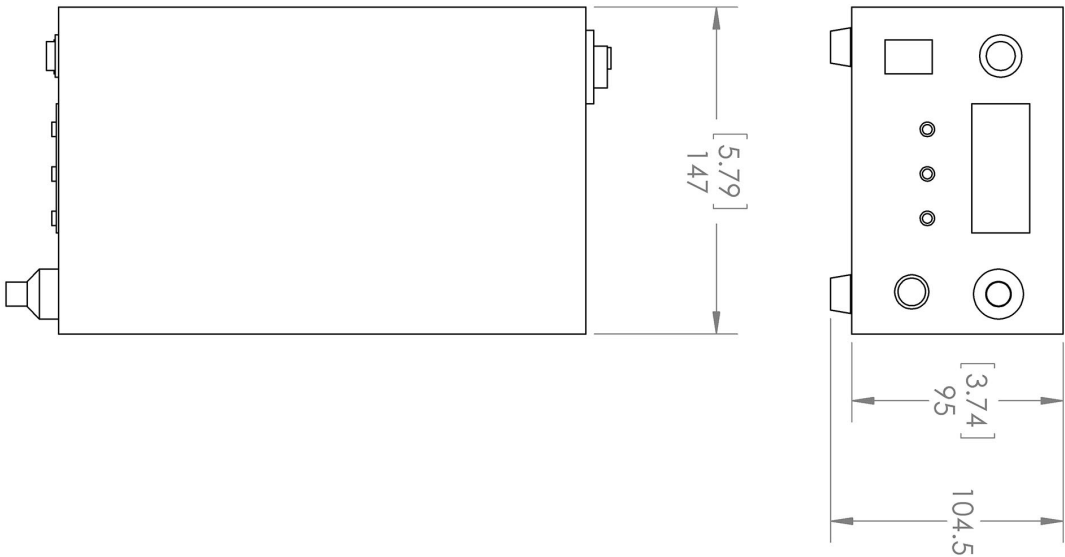
The model you have selected (RA650B5FX) requires the following safety label(s):



Dimensional Drawing - Laser Form Factor: N:










Dimensional Drawing - Power Supply Form Factor: FN:



Laserglow Technologies	
TITLE:	Power Supply
UNLESS OTHERWISE SPECIFIED: DIMENSIONS ARE IN MM(INCH) TOLERANCES: +/- 0.75 MM	FH/FF/FN
THE INFORMATION CONTAINED IN THIS DRAWING IS THE SOLE PROPERTY OF LASERGLLOW TECHNOLOGIES. ANY REPRODUCTION IN PART OR AS A WHOLE WITHOUT THE WRITTEN PERMISSION OF LASERGLLOW TECHNOLOGIES IS PROHIBITED. © 2012 LASERGLLOW.COM LIMITED. ALL RIGHTS RESERVED	
SCALE: 1:3	REV 1
SHEET 1 OF 1	

Accessories:

The most popular accessories for model RA650B5FX are shown below. For additional details regarding these or other accessories please see our website or contact us directly.

Part Number	Description	
 AGFA647XX	LSG-1064-NF-7 Fit-Over Safety Goggles 1064nm Output: OD 7+ at 950-1070 nm CE Certified Full Details: www.laserglow.com/AGF	
 ACFMIRHXA	FC/PC Fiber Coupler/Collimator for IR wavelengths (1000 to 1300 nm) (installed and aligned) 11mm diameter input lens Full Details: www.laserglow.com/ACF	
 ACSMIRHXA	SMA-905 Fiber Coupler/Collimator for IR wavelengths (1000 to 1300 nm) (installed and aligned) 11mm diameter input lens Full Details: www.laserglow.com/ACS	
 AFF2002XX	Armored Fiber With FC/PC Connectors 200um Core Multimode 2m length Full Details: www.laserglow.com/AFF	
 AFS2002XX	Armored Fiber With SMA 905 Connectors 200um Core Multimode 2 m length Full Details: www.laserglow.com/AFS	
 TBK	Complete optics kits with breadboard mounting hardware. External modulators, variable attenuators, free-space fiber launch systems Full Details: www.laserglow.com/TBK	
 ACALBNWXX	Carrying Case-104 Holds Lab/OEM N or W size Standard/Labspec laser Full Details: www.laserglow.com/ACA	Included With Laser

FOR MORE INFORMATION PLEASE CONTACT:

LASERGLOW TECHNOLOGIES
99 Ingram Dr. Unit B, North York, ON, Canada M6M2L7
Tel. (416) 729-7976 Fax (716) 322-3510
sales@laserglow.com www.laserglow.com

E&OE: Data included in this sheet may be subject to change without notice.
Please confirm critical specifications with our staff prior to ordering.